



 Allied Telesis™

PRODUCT CATALOG 2023

SMART NETWORK MANAGEMENT

AMF Plus
AMF Security
VISTA Manager

3

SWITCHES

Core Chassis Switches
Core and Distribution
Distribution and Intelligent Edge
Intelligent Edge
Intelligent SMB
WebSmart and Unmanaged SMB
Industrial
Key Solution

7

SECURITY APPLIANCES

Virtual UTM Firewall
UTM Firewalls
Secure VPN Routers

25

WIRELESS

Wireless Controllers
Wireless Access Points
Wireless Accessories

29

MEDIA CONVERTERS

Unmanaged (Standalone, Rackmountable & Desktop Powered)
Mounting Hardware
PoE & Industrial
Chassis-Based

35

NETWORK ADAPTERS

10G Adapters
Desktop/Workstation/Server

40

TRANSCEIVER MODULES

Pluggable Transceivers

44

Allied Telesis have been serving the needs of the network communications industry for over 30 years. Although the technology we design and build has evolved significantly over time, our hard-earned reputation for standards-based performance, product reliability and value has remained a constant, highly respected value to our customers and partners around the globe.

Our solutions-based philosophy of producing products that deliver value to our customers, together with high-quality service and support, has resulted in a very extensive worldwide customer base.

Allied Telesis continuously enhances its products. As a result, this catalog may not correctly represent all products currently available. Products may also vary by geographic region. Product specifications can change without notice, and while Allied Telesis makes every effort to ensure the accuracy of information presented in this catalog, the Company does not accept liability for errors or changes in the stated specifications.

For current product availability by region, full and complete product specifications and warranty information, please contact your regional sales manager or visit

AlliedTelesis.com.

Environmental Policy

As a major industry developer and manufacturer of networking equipment, Allied Telesis is committed to providing our customers with products designed and built to the highest quality, while minimizing the impact to the environment during both manufacturing and product operation.

Our Philosophy

Allied Telesis recognizes the importance of protecting the global environment and promoting conservation of biodiversity. We creatively utilize technology for sustainable social progress and for protecting the environment. Allied Telesis is committed to passing down a healthy global environment to the next generation.

For more information on our initiatives please visit AlliedTelesis.com/about/eco-friendly



Smart Network Management

Administering a network is no easy feat.

Rapid troubleshooting and the ability to monitor network performance is critical. Allied Telesis offers software tools to help visualize and plan for network growth, while maintaining the health and performance of your network. Allied Telesis understands that enterprise customers want simplicity, security and automation. Customers are well-placed to enjoy a variety of network automation tools that make networking easy. Our powerful network management solutions deliver many benefits at an affordable price.

Intent-Based Networking (IBN) promises to deliver more agile networks that are easier to manage, as administrators move away from esoteric device-specific command lines, and instead use natural language or a graphical interface to express their intent. Device and network configuration are then automatically updated to meet the expected outcomes in performance and application operation.

Supporting the move to IBN, centralized management and network automation tools remove the need for constant administrative input, and the network becomes self-managing and self-healing, resulting in an improved online experience for users, and greatly reduced management time and effort.



Powerful network automation and management

Allied Telesis have developed tools for autonomous networking for several years. Our Autonomous Management Framework™ Plus (AMF Plus) and Autonomous Wave Controller™ (AWC) automate and optimize wired and wireless networks, saving time and cost by reducing the amount of manual administration effort required for network operation.

Vista Manager™ EX is our single-pane-of-glass graphical management dashboard for central control of AMF Plus and AWC networks. These tools accomplish the day-to-day heavy lifting of running a network, using powerful built-in automation to free up skilled network administrators for more useful tasks. The integration of AMF Security, and addition of a Software-Defined WAN dashboard continue to add further centralized management capabilities to Vista Manager EX, making it a one-stop solution for monitoring and managing your entire network infrastructure.

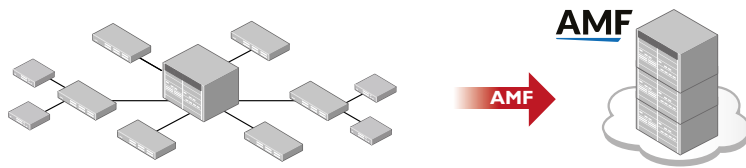
Allied Telesis continue to innovate in making network management both natural and easy, meeting business intent.

AUTONOMOUS MANAGEMENT FRAMEWORK PLUS

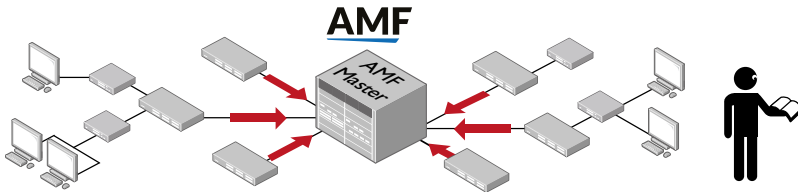
AMF Plus is an intelligent and scalable network management platform. It supports Allied Telesis switching, firewall, and wireless products, as well as a wide range of third-party devices—including video surveillance cameras and IP phones—for truly inclusive network automation. Reducing network running costs by automating and simplifying many day-to-day tasks, AMF Plus allows skilled staff to be better utilized.

Save time and reduce costs by up to 60% with AMF Plus

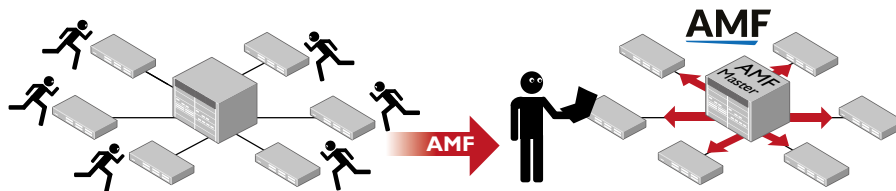
CENTRALIZED MANAGEMENT Manage the entire network as a single virtual device.



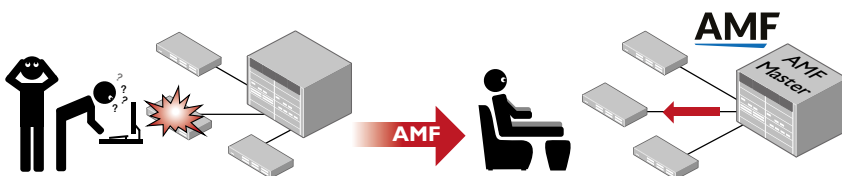
AUTO-BACKUP Automatically backup the entire network daily for peace-of-mind networking.



AUTO-UPGRADE Upgrade the network with a single command.



AUTO-PROVISIONING AND AUTO-RECOVERY Plug-and-Play additions or replacements.



Business Value Through Automation

AMF Plus delivers immediate value to businesses of all sizes, with centralized network management able to treat a network of any size as a single, converged entity. This reduces cost and complexity by delivering:

- ▶ **Centralized management** of many or all devices right across the network—locally or world-wide.
- ▶ **Network automation**, with zero-touch or one-touch backup, provisioning, upgrade, and recovery.
- ▶ **Network intelligence** reacts to changes in the network and automatically changes the topology.
- ▶ **Smart commands** allow network problems to be quickly identified and issues resolved.

AMF Plus saves time and money!

Better Business Support

AMF Plus provides centralized management and powerful automation features that reduce network administration time and effort. An AMF Plus license also enables the AMF Plus intent-based features menu in the Vista Manager visual management platform for intent-based support of business requirements.

ENHANCE NETWORK SECURITY AND REDUCE ADMINISTRATION EFFORT

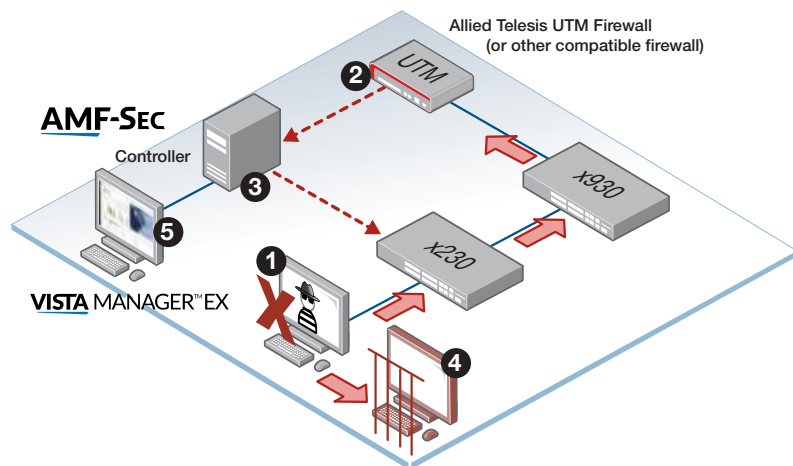
AMF Security (AMF-Sec) is a state-of-the-art network management and security solution. It provides what enterprises consistently tell us they need: reduced network management costs, increased security, and an improved end-user experience. Our award-winning innovative solution works with security appliances to instantly respond to malware alerts and block the movement of threats anywhere within your wired or wireless network, and can also automate network access control.

- ▶ **Automatic security threat isolation and remediation**
- ▶ **Blocks any offending wired or wireless user device**
- ▶ **Secure user authentication and control of network access**

Block Threats at the Source

Most intrusion prevention solutions are only capable of blocking suspicious traffic as it passes through the firewall, so only external threats from the Internet can be detected and blocked. However, AMF-Sec can isolate traffic anywhere in the network, so it can prevent threats not only at the border, but malware threats inside the network too, such as those introduced inadvertently by staff with USB sticks, BYOD and so on.

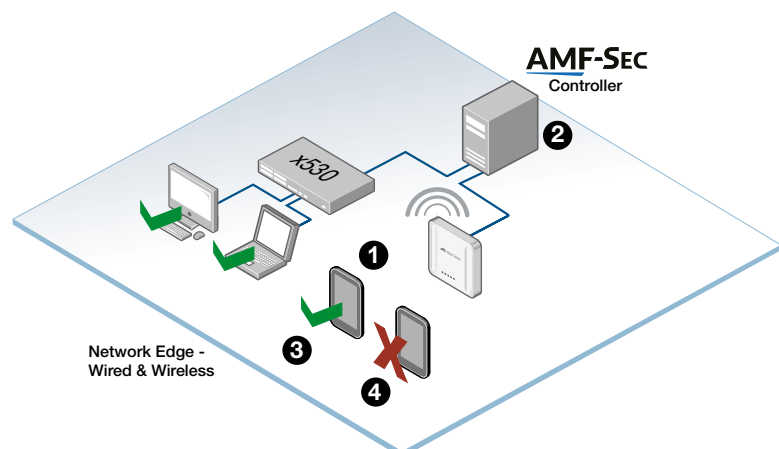
- 1 Targeted attack inside the network! Threat information is seen upline
- 2 Firewall sends threat notification
- 3 AMF-Sec instructs switch to shut down threat source
- 4 Infected device sent to quarantine
- 5 Security alert shown on Vista Manager EX



Automate Network Access Control

Remove the need to manually setup each new user device as part of rolling out a network security solution. With AMF-Sec, new user devices are automatically authenticated against a database on the AMF-Sec controller when they attempt to access the network. Non-authenticated devices are blocked, protecting the network and digital business information.

- 1 New devices attempt to join the network
- 2 New device MAC address checked against authentication database
- 3 Authenticated device is granted access
- 4 Non-authenticated device is blocked



VISTA Manager

UNIFIED NETWORK MONITORING AND MANAGEMENT

Allied Telesis Vista Manager makes networking easy. We seamlessly integrate network automation tools into a single-pane-of-glass monitoring and management platform, with three Vista Manager options to suit any size network – whether campus-wide, city-wide or even world-wide. Intuitive access, visual status, and actionable security and performance reporting of wired, wireless, and third-party devices reduces cost and complexity. Let Allied Telesis remove technology obstacles, and enable your network to truly support your business.

VISTA MANAGER™ EX

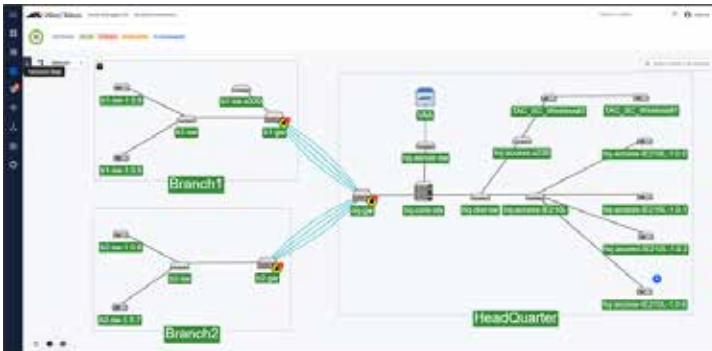
VISTA MANAGER™
NETWORK APPLIANCE

VISTA MANAGER™ MINI

SEAMLESSLY INTEGRATED AUTOMATION TOOLS

Our Autonomous Management Framework Plus (AMF Plus) and Autonomous Wave Control (AWC) automate and optimize the operation of wired and wireless networks. SNMP, and integration with Forescout, support easy third party device discovery and management - while the SD-WAN Orchestrator enables secure application delivery across all business locations.

- ▶ Intuitive single-pane-of-glass interface
- ▶ Centralized network and device management
- ▶ Manage Allied Telesis switches, firewalls, wireless APs, as well as third-party devices
- ▶ Automatically created topology maps
- ▶ Real-time traffic, protocol, and service monitoring
- ▶ Simplified VLAN creation and management
- ▶ Integrated security alerts from the AMF Security controller
- ▶ Secure SD-WAN dashboard for inter-branch network optimization
- ▶ AMF Plus intent-based features enable translating business intent into dynamic network change





Switches

Feature-rich, dependable switching - from edge to core.

Allied Telesis engineers high-performance, high-quality, future-proof products to meet requirements for enterprise, campus, branches, private cloud networks of various sizes, and industrial automation and control networks.

Allied Telesis SwitchBlade® and xSeries switches, with the AlliedWare Plus™ operating system, provide scalable and versatile switching solutions for today's enterprise and service provider networks from edge to core. These switches, featuring Allied Telesis Autonomous Management Framework Plus (AMF Plus), decrease network operating expenses by automating and simplifying many day-to-day tasks. Allied Telesis also produces top-of-rack switches for the enterprise data center market, hardened equipment suitable for automation and control in multiple industrial sectors, and unmanaged and WebSmart switches for small and medium business.



Core Chassis Switches

SWITCHBLADE

SwitchBlade x908 GEN2

Following on from the incredible success of the SwitchBlade x908, the Generation 2 builds on the popular modular design, with performance to satisfy the most demanding network applications and traffic requirements.

Expansion modules (XEMs) support today's fastest Ethernet standards, with 100G, 40G and 10G/1G options, as well as Multi-Gig options that can connect at 2.5G and 5G to support high-speed wireless and network upgrades over legacy cabling. The ability to use any combination of XEMs, as well as stack up to four units, make the SwitchBlade x908 GEN2 the most flexible and powerful 3RU switching solution available.



SwitchBlade x8100 Series

The SwitchBlade x8100 Series core chassis switches are primarily engineered for medium to large enterprise networks – but are equally at home in the enterprise data center. They are designed to deliver high availability, maximum performance, future scalability, and high port count in compact, eco-friendly packages.



FEATURES		SBx908 GEN2	SBx8112	SBx8106
FORM FACTOR		Rackmount / stack	Rackmount	
SWITCH FUNCTIONALITY		Advanced Layer 3		
CONTROLLER CARD		CFC960 v2		
CHASSIS MODULE SLOTS		8	12	6
LINE CARD SLOTS			10	4 (5 with one CFC)
CARDS/MODULES	10/100/1000T ports		24 x RJ-45 (SBx81GT24) 24 x PoE+ (SBx81GP24) 8 x RJ-45 (SBx81XLEM + GT8) 24 x SFP (SBx81GS24a) 12 x SFP (SBx81XLEM)	
	100/1000X SFP ports			
	1/2.5/5/10G ports	4 x 1/2.5/5/10G RJ-45 (XEM2-8XSTm) 12 x 1/2.5/5/10G RJ-45 (XEM2-12XTm)		
	1G/10G ports	4 x 1G/10G SFP+ (XEM2-8XSTm) 12 x 1G/10G SFP+ (XEM2-12XS v2)	4 x RJ-45 (SBx81XLEM + XT4)	
	10G ports		8 x SFP+ (SBx81XLEM + XS8)	
	40G ports	4 x 40G QSFP+ (XEM2-4QS)	2 x 40G QSFP+ (SBx81XLEM + Q2)	
POWER SUPPLY	100G ports	1 x 100G QSFP28 (XEM2-1CQ)		
	PSU type	Dual hot-swappable internal		Dual system hot-swappable internal Dual PoE+ hot-swappable internal
	-48VDC PSU option	■	■	
Additional PSU		SBxPWRSYS2	SBxPWRSYS2 / SBxPWRPOE1	
SCALABILITY	MAC address table size	96K	32K / 128K	
	Stacking (VStack)	■ (4)	■ (2)	
	Stacking bandwidth	400G	160G	
POWER OVER ETHERNET	IEEE 802.3at (PoE+)		■	
	PoE+ enabled ports		240	120
	Max PoE+ power		2400W	
	Max full power ports (30W)		80	
ENVIRONMENTAL	Cooling	Hot-swappable fan modules		Hot-swappable fan tray
	Temperature range	0°C to 50°C		0°C to 40°C
MANAGEMENT	Web GUI	■	■	
	CLI / Telnet / SNMP	■	■	
	IPv6 management	■	■	
	DHCPv4 / v6 server	■	■	
	AMF Master	■	■	
	AMF Controller	■	■	
	Vista Mini	■	■	
	AWC wireless	■	■	
NETWORK RESILIENCE	Spanning Tree	■	■	
	Link aggregation (LACP)	■	■	
	EPSRing	■	■	
	ISSU	■	■	
QoS	VRRPv3	■	■	
	IEEE 802.1p priority queues	8	8	
SECURITY	IEEE 802.1Q VLANs	4K	4K	
	RADIUS / TACACS+	■	■	
	SSH / SSL	■	■	
	IEEE 802.1x	■	■	
	DoS protection	■	■	
	DHCP snooping	■	■	
ROUTING	Static routes v4 / v6	■	■	
	RIP / RIPv6	■	■	
	OSPFv2 / v3	■	■	
	VRF Lite	■	■	
	Policy-based routing	■	■	
	BGP4 / BGP4+	■	■	
MULTICASTING	IGMPv1 / v2 / v3	■	■	
	MLDv1 / v2	■	■	
	PIMv4 / PIMv6	■	■	
	PIM-SSM	■	■	



SwitchBlade x908 GEN2 Components

- ▶ **SBx908 GEN2**
High capacity Layer 3+ modular switch chassis with 8 x high-speed expansion bays, fans included
- ▶ **SBxPWRSYS2**
Hot-swappable load-sharing power supply
- ▶ **SBxPWRSYS1-80**
1200W DC system power supply
- ▶ **FAN08**
Spare hot-swappable fan module
- ▶ **XEM2-8XSTm**
4 x 1/2.5/5/10G RJ-45 ports and 4 x 1G/10G SFP+ ports
- ▶ **XEM2-12XTm**
12 x 100M/1/2.5/5/10G RJ-45 ports
- ▶ **XEM2-12XS v2**
12 x 1G/10G SFP+ ports
- ▶ **XEM2-4QS**
4 x 40G QSFP+ ports
- ▶ **XEM2-1CQ**
1 x 100G QSFP28 port
- ▶ **FL-GEN2**
Please refer to the product datasheet for the full list of licenses

SwitchBlade x8100 Series Components

- ▶ **SBx8106**
Rackmount 6-slot chassis including fan tray
- ▶ **SBx8112**
Rackmount 12-slot chassis including fan tray
- ▶ **SBx81CFC960 v2**
Control/fabric module with 960Gbps of switching performance and 4-port 10GbE SFP+
- ▶ **SBx81GT24**
24-port 10/100/1000T Ethernet line card
- ▶ **SBx81GP24**
24-port 10/100/1000T PoE+ Ethernet line card
- ▶ **SBx81GS24a**
24-port SFP Ethernet line card
- ▶ **SBx81XLEM**
Modular 40G line card with 12 x 100/1000X SFP
- ▶ **SBx81XLEM/XS8**
8 x 10G SFP+ module for the SBx81XLEM line card
- ▶ **SBx81XLEM/Q2**
2 x 40G QSFP+ module for the SBx81XLEM line card
- ▶ **SBx81XLEM/XT4**
4 x 1/10G RJ-45 module for the SBx81XLEM line card
- ▶ **SBx81XLEM/GT8**
8 x 10/100/1000T RJ-45 module for the SBx81XLEM line card
- ▶ **SBxPWRSYS2**
1200W AC system power supply
- ▶ **SBxPWRSYS1-80**
1200W DC system power supply
- ▶ **SBxPWRPOE1**
1200W AC PoE+ power supply
- ▶ **FL-CFC**
Please refer to the product datasheet for the full list of licenses




SFP/SFP+ Optics

Learn more about Allied Telesis pluggable optics on pages 44-47.



Core and Distribution



x950 Series

Allied Telesis x950 Series switches are ideal for high-performing modern enterprise network cores, with stacking to create a resilient local or distributed solution, and integrated management of wired and wireless network devices. These powerful switches have 100 Gigabit connectivity built-in, and are expandable, delivering the capacity to enable today's Smart City and IoT networks.

FEATURES	x950-28XSQ x950-28XTQm	x950-52XSQ x950-52XTQm	x550-18XSPQm	
FORM FACTOR	Rackmount / stack	Desktop / rackmount / stack	Desktop / rackmount / stack	
SWITCH FUNCTIONALITY	Advanced Layer 3	Advanced Layer 3	Advanced Layer 3	
PORTS AND MEDIA SUPPORT	10/100/1000T ports 1G/10G SFP+ ports 40G QSFP+ ports Expansion module bays Ethernet multi-gigabit support	24 (1/2.5/5/10G) (XTQm) 24 (XSQ) 4 (40G/100G) 1 ■ (XTQm)	48 (1/2.5/5/10G) (XTQm) 48 (XSQ) 4 (40G/100G) ■ (XTQm)	8 (1/2.5/5/10G) 8 2 ■
POWER SUPPLY	PSU type -48VDC PSU option Additional PSU	Dual internal hotswap PWR600-80 PWR600	Dual internal hotswap PWR600-80 PWR600	Internal
POWER OVER ETHERNET	IEEE 802.3af (PoE) IEEE 802.3at (PoE+) PoE-enabled ports Max PoE+ power Max full power PoE+ ports Continuous PoE			■ ■ 8 240W 8 ■
SCALABILITY	MAC address table size Stacking (VCStack) Long-distance VCStack Stacking bandwidth	96K ■ 8 ■ 8 400G	96K ■ 8 ■ 8 400G	16K ■ 4 ■ 4 160G
ENVIRONMENTAL	Cooling Temperature range	Fan 0°C to 50°C	Fan 0°C to 50°C	Fan 0°C to 50°C
MANAGEMENT	Web GUI CLI / Telnet / SNMP IPv6 management DHCPv4 / v6 server AMF Master Vista Mini AWC wireless	■ ■ ■ ■ ■ ■ ■	■ ■ ■ ■ ■ ■ ■	■ ■ ■ ■ ■ ■ ■
NETWORK RESILIENCE	Spanning Tree Link aggregation (LACP) EPSRing VRRPv3	■ ■ ■ ■	■ ■ ■ ■	■ ■ ■ ■
QoS	IEEE 802.1p priority queues IEEE 802.1Q VLANs	8 4K	8 4K	8 4K
SECURITY	RADIUS / TACACS+ SSH / SSL IEEE 802.1x DoS protection MACsec DHCP snooping	■ ■ ■ ■ ■ ■ ■	■ ■ ■ ■ ■ ■ ■	■ ■ ■ ■ ■ ■ ■
ROUTING	Static routes v4 / v6 RIP / RIPng OSPFv2 / v3 BGP4 / BGP4+ Policy-based routing VRF Lite	■ ■ ■ ■ ■ ■	■ ■ ■ ■ ■ ■	■ ■ ■ ■ ■ ■
MULTICASTING	IGMPv1 / v2 / v3 MLDv1 / v2 PIMv4 / PIMv6 PIM-SSM / PIM-SSMv6	■ ■ ■ ■	■ ■ ■ ■	■ ■ ■ ■
SDN	OpenFlow	■	■	■



x930 Series

Allied Telesis x930 Series switches are a high-performing and feature-rich choice for today's networks. With a range of 24- and 48-port models with 10 Gigabit uplink ports, the option of PoE+, and the power of Allied Telesis Virtual Chassis Stacking (VCStack™), the x930 Series has the flexibility and performance for demanding aggregation and distribution applications.



SFP/SFP+ Optics

Learn more about Allied Telesis pluggable optics on pages 44-47.

FEATURES	x930-28GTX x930-28GPX	x930-28GSTX	x930-52GTX x930-52GPX
FORM FACTOR	Desktop / rackmount / stack	Desktop / rackmount / stack	Desktop / rackmount / stack
SWITCH FUNCTIONALITY	Advanced Layer 3	Advanced Layer 3	Advanced Layer 3
PORTS AND MEDIA SUPPORT	10/100/1000T ports	24	48
	100/1000X SFP ports	24	24
	1G/10G SFP+ ports	4	4
	40G QSFP+ ports	2 (StackQS)	2 (StackQS)
	Expansion module bays	1	1
POWER SUPPLY	PSU type	Dual internal hotswap	Dual internal hotswap
	-48vDC PSU option	PWR250-80	PWR250-80
	Additional PSU	PWR150 PWR250 PWR800 PWR1200	PWR150 PWR250 PWR800 PWR1200
			PWR150 PWR250 PWR800 PWR1200
POWER OVER ETHERNET	IEEE 802.3af (PoE)	■ (GPX)	■ (GPX)
	IEEE 802.3at (PoE+)	■ (GPX)	■ (GPX)
	PoE-enabled ports	24 (GPX)	48 (GPX)
	Max PoE+ power	720W (GPX)	1440W (GPX)
	Max full power PoE+ ports	24 (GPX)	48 (GPX)
SCALABILITY	Continuous PoE	■ (GPX)	■ (GPX)
	MAC address table size	64K	64K
	Stacking (VCStack)	■ 8	■ 8
	Long-distance VCStack	■ 8	■ 8
	Stacking bandwidth	40G (SFP+) 160G (StackQS)	40G (SFP+) 160G (StackQS)
ENVIRONMENTAL	Cooling	Fan	Fan
	Temperature range	0°C to 45°C (GPX) 0°C to 50°C (GTX)	0°C to 50°C
MANAGEMENT	Web GUI	■	■
	CLI / Telnet / SNMP	■	■
	IPv6 management	■	■
	DHCPv4 / v6 server	■	■
	AMF Master	■	■
	Vista Mini	■	■
	AWC wireless	■	■
NETWORK RESILIENCE	Spanning Tree	■	■
	Link aggregation (LACP)	■	■
	EPSRing	■	■
QoS	VRRPv3	■	■
	IEEE 802.1p priority queues	8	8
SECURITY	IEEE 802.1Q VLANs	4K	4K
	RADIUS / TACACS+	■	■
	SSH / SSL	■	■
	IEEE 802.1x	■	■
	DoS protection	■	■
	MACsec	■	■
	DHCP snooping	■	■
	Static routes v4 / v6	■	■
ROUTING	RIP / RIPng	■	■
	OSPFv2 / v3	■	■
	BGP4 / BGP4+	■	■
	Policy-based routing	■	■
	VRF Lite	■	■
MULTICASTING	IGMPv1 / v2 / v3	■	■
	MLDv1 / v2	■	■
	PIMv4 / PIMv6	■	■
	PIM-SSM / PIM-SSMv6	■	■
SDN	OpenFlow	■	■

Distribution and Intelligent Edge



x530 Series

The Allied Telesis x530 Series are powerful Multi-Gigabit switches with high capacity, resiliency and easy management, making them the ideal choice for demanding distribution and high-speed connectivity applications.

[COMING SOON]

FEATURES	x530-28GPXm x530-28GTXm	x530-28GSX	x530DP-28GHXm	x530-52GPXm x530-52GTXm
FORM FACTOR	Desktop / rackmount / stack	Desktop / rackmount / stack	Desktop / rackmount / stack	Desktop / rackmount / stack
SWITCH FUNCTIONALITY	Basic Layer 3 upgradeable to advanced Layer 3	Basic Layer 3 upgradeable to advanced Layer 3	Basic Layer 3 upgradeable to advanced Layer 3	Basic Layer 3 upgradeable to advanced Layer 3
PORTS AND MEDIA SUPPORT	10/100/1000T ports 100/1000X SFP ports 1G/10G SFP+ ports Ethernet multi-gigabit support	24 (4 x 100M/1/2.5/5G) 24 4	24 (4 x 100M/1/2.5/5G) 4	48 (8 x 100M/1/2.5/5G) 4
POWER SUPPLY	Dual fixed internal	Dual fixed internal	Dual hotswap	Dual fixed internal
POWER OVER ETHERNET	IEEE 802.3af (PoE) IEEE 802.3at (PoE+) IEEE 802.3bt (PoE++) PoE-enabled ports Max PoE+ power Max full power PoE+ ports Continuous PoE	■ (GPXm) ■ (GPXm) 24 (GPXm) 740W (GPXm) 24 (GPXm) ■ (GPXm)	■ (60 Watts / port) 24 (PoE++) 1480W (GPXm) 24	■ (GPXm) ■ (GPXm) 48 (GPXm) 740W (GPXm) 24 (GPXm) ■ (GPXm)
SCALABILITY	MAC address table size Stacking (VCStack) Long-distance VCStack Stacking bandwidth	16K ■ 8 ■ 8 40G	16K ■ 8 ■ 8 40G	16K ■ 8 ■ 8 40G
ENVIRONMENTAL	Cooling Temperature range	Fan 0°C to 50°C	Fan 0°C to 50°C	Fan 0°C to 50°C
MANAGEMENT	Web GUI CLI / Telnet / SNMP IPv6 management DHCPv4 / v6 server AMF Master Vista Mini AWC wireless	■ ■ ■ ■ ■ ■ ■	■ ■ ■ ■ ■ ■ ■	■ ■ ■ ■ ■ ■ ■
NETWORK RESILIENCE	Spanning Tree Link aggregation (LACP) EPSRing VRRPv3	■ ■ ■ ■	■ ■ ■ ■	■ ■ ■ ■
QoS	IEEE 802.1p priority queues	8	8	8
SECURITY	IEEE 802.1Q VLANs RADIUS / TACACS+ SSH / SSL IEEE 802.1x DoS protection DHCP snooping	4K ■ ■ ■ ■ ■ ■	4K ■ ■ ■ ■ ■ ■	4K ■ ■ ■ ■ ■ ■
ROUTING	Static routes v4 / v6 RIP / RIPng OSPFv2 / v3 BGP4 / BGP4+ Policy-based routing VRF Lite	■ ■ ■ ■ ■ ■	■ ■ ■ ■ ■ ■	■ ■ ■ ■ ■ ■
MULTICASTING	IGMPv1 / v2 / v3 MLDv1 / v2 PIMv4 / PIMv6 PIM-SSM / PIM-SSMv6	■ ■ ■ ■	■ ■ ■ ■	■ ■ ■ ■
SDN	OpenFlow	■	■	■

x530 GHXm models

The Allied Telesis x530 GHXm models include options for dual hotswap PSUs to support high resiliency deployment. All models support PoE++ with either 60 or 90 Watts of PoE to connect and power today's high-power devices.



x530L Series

The Allied Telesis x530L Series stackable Layer 3 switches feature high capacity, resiliency and easy management, making them the ideal choice for network access applications feature-rich, and with PoE models to support security cameras, wireless APs, and more, ensures a versatile enterprise solution.

FEATURES	x530DP-52GHXm	x530-10GHXm x530-18GHXm	x530L-28GTX x530L-28GPX	x530L-52GTX x530L-52GPX	x530L-10GHXm x530L-18GHXm
FORM FACTOR	Desktop / rackmount / stack Basic Layer 3 upgradeable to advanced Layer 3	Desktop / rackmount / stack Basic Layer 3 upgradeable to advanced Layer 3	Desktop / rackmount / stack Basic Layer 3 upgradeable to advanced Layer 3	Desktop / rackmount / stack Basic Layer 3 upgradeable to advanced Layer 3	Desktop / rackmount / stack Basic Layer 3 upgradeable to advanced Layer 3
SWITCH FUNCTIONALITY					
PORTS AND MEDIA SUPPORT	10/100/100T ports 1G/10G SFP+ ports Ethernet multi-gigabit support	48 (8 x 100M/1/2.5/5G) 4	8/16 (100M/1/2.5/5G) 2	24 4	48 4
POWER SUPPLY	PSU type Dual hotswap	Dual fixed internal	Dual fixed internal	Dual fixed internal	Fixed internal
POWER OVER ETHERNET	IEEE 802.3af (PoE) IEEE 802.3at (PoE+) IEEE 802.3bt (PoE++) PoE-enabled ports Max PoE+ power Max full power PoE+ ports Continuous PoE	■ ■ ■ (60 Watts / port) 48 (PoE++) 1480W 48	■ ■ ■ (90 Watts / port) 8/16 720W (10) 1000W (18) 8/16	■ (GPX) ■ (GPX) ■ (GPX) 48 (GPX) 740W (GPX) 24 (GPX)	■ ■ ■ (90 Watts / port) 8/16 500W (10) 720W (18) 8/16
SCALABILITY	MAC address table size Stacking (VStack) Long-distance VStack Stacking bandwidth	16K ■ 8 ■ 8 40G	16K ■ 8 ■ 8 40G	16K ■ 8 ■ 8 40G	16K ■ 8 ■ 8 40G
ENVIRONMENTAL	Cooling Temperature range	Fan 0°C to 65°C*	Fan 0°C to 50°C	Fan 0°C to 50°C	Fan 0°C to 50°C
MANAGEMENT	Web GUI CLI / Telnet / SNMP IPv6 management DHCPv4 / v6 server AMF Master Vista Mini AWC wireless	■ ■ ■ ■ ■ ■ ■	■ ■ ■ ■ ■ ■ ■	■ ■ ■ ■ ■ ■ ■	■ ■ ■ ■ ■ ■ ■
NETWORK RESILIENCE	Spanning Tree Link aggregation (LACP) EPSRing VRRPv3	■ ■ ■ ■	■ ■ ■ ■	■ ■ ■ ■	■ ■ ■ ■
QoS	IEEE 802.1p priority queues	8	8	8	8
SECURITY	IEEE 802.1Q VLANs RADIUS / TACACS+ SSH / SSL IEEE 802.1x DoS protection DHCP snooping	4K ■ ■ ■ ■ ■	4K ■ ■ ■ ■ ■	4K ■ ■ ■ ■ ■	4K ■ ■ ■ ■ ■
ROUTING	Static routes v4 / v6 RIP / RIPng OSPFv2 / v3 BGP4 / BGP4+ Policy-based routing VRF Lite	■ ■ ■ ■ ■ ■	■ ■ ■ ■ ■ ■	■ ■ ■ ■ ■ ■	■ ■ ■ ■ ■ ■
MULTICASTING	IGMPv1 / v2 / v3 MLDv1 / v2 PIMv4 / PIMv6 PIM-SSM / PIM-SSMv6	■ ■ ■ ■	■ ■ ■ ■	■ ■ ■ ■	■ ■ ■ ■
SDN	OpenFlow	■	■	■	■

* Refer to the installation guide for more information

Intelligent Edge



x330 Series

The Allied Telesis x330 Series Layer 3 switches provide an excellent access solution supporting Gigabit to the desktop for maximum performance. Multi-Gigabit copper and 10 Gigabit fiber uplinks, plus a fanless design for silent operation, make them ideal for the edge of business networks. Stackable models add flexibility and enable deployment as a resilient small branch office network core.



x320 Series

Allied Telesis x320 Series provide an intelligent smart building solution, with the high power model (90Watts / port) matched with the PoE pass-through model to support building automation.

COMING SOON

FEATURES		x330-10GTX	x330-20GTX	x330-28GTX	x330-52GTX	x320-10GH	x320-11GPT
FORM FACTOR		Desktop / rackmount	Desktop / rackmount	Desktop / rackmount	Desktop / rackmount	Rackmount / DIN rail	Rackmount / DIN rail
SWITCH FUNCTIONALITY		Basic Layer 3 upgradeable to advanced Layer 3	Basic Layer 3 upgradeable to advanced Layer 3	Basic Layer 3 upgradeable to advanced Layer 3	Basic Layer 3 upgradeable to advanced Layer 3	Basic Layer 3 upgradeable to advanced Layer 3	Basic Layer 3 upgradeable to advanced Layer 3
PORTS AND MEDIA SUPPORT	10/100/1000T	8	16	24	48	8	9
	100/1000X SFP ports					2	2
	1/2.5/5/10G copper ports	1	2	2	2		
	1G/10G SFP+ ports	1	2	2	2		
POWER SUPPLY	PSU type	Single fixed internal	Single fixed internal	Single fixed internal	Single fixed internal	External	External or PoE
	Additional PSU					PWR300	
POWER OVER ETHERNET	IEEE 802.3af (PoE)					■	■ (pass-through)
	IEEE 802.3at (PoE+)					■	■ (pass-through)
	PoE+ enabled ports					8	8
	Max PoE+ power					720W	46W
	Max full power ports (30W)					8 (90 Watts / port)	1
SCALABILITY	Continuous PoE					■	■
	MAC address table size	16K	16K	16K	16K	16K	16K
	Stacking (VCStack)		6	6	6		
ENVIRONMENTAL	Stacking bandwidth	40G	40G	40G	40G		
	Cooling	Fanless	Fanless	Fanless	Fan	Fanless	Fanless
MANAGEMENT	Temperature range	0°C to 50°C	0°C to 50°C	0°C to 50°C	0°C to 50°C	-10°C to 55°C	-10°C to 55°C
	Web GUI	■	■	■	■	■	■
	CLI / Telnet / SNMP	■	■	■	■	■	■
	IPv6 management	■	■	■	■	■	■
	DHCPv4 / v6 server	■	■	■	■	■	■
	AMF Member	■	■	■	■	■	■
NETWORK RESILIENCE	Spanning Tree	■	■	■	■	■	■
	Link aggregation (LACP)	■	■	■	■	■	■
	EPSRing	■	■	■	■	■	■
QoS	VRRPv3	■	■	■	■	■	■
	IEEE 802.1p priority queues	8	8	8	8	8	8
SECURITY	IEEE 802.1Q VLANs	4K	4K	4K	4K	4K	4K
	RADIUS / TACACS+	■	■	■	■	■	■
	SSH / SSL	■	■	■	■	■	■
	IEEE 802.1x	■	■	■	■	■	■
	DoS protection	■	■	■	■	■	■
	DHCP snooping	■	■	■	■	■	■
ROUTING	Static routes v4 / v6	■	■	■	■	■	■
	RIP / RIPng	■	■	■	■	■	■
	OSPFv2 / v3	■	■	■	■	■	■
MULTICASTING	IGMPv1 / v2 / v3	■	■	■	■	■	■
	MLDv1 / v2	■	■	■	■	■	■
	PIMv4 / PIMv6	■	■	■	■	■	■
SDN	PIM-SSM / PIM-SSMv6	■	■	■	■	■	■
	OpenFlow	■	■	■	■	■	■



x230 Series

Allied Telesis x230 Series switches provide an excellent access solution for today's networks, supporting Gigabit to the desktop for demanding applications. Compact PoE models enable easy deployment, while connecting and remotely powering devices such as wireless access points, and IP video surveillance cameras at the network edge.



x220 Series

The Allied Telesis x220 Series are fully managed high-performing Gigabit Layer 3 switches. Integrated security features, and 28 SFP or 48 Gigabit copper ports, enable long-distance fiber, or high-density copper connectivity at the edge of the network.

FEATURES		x230-10GT x230-10GP	x230-18GT x230-18GP	x230-28GT x230-28GP	x230L-17GT x230L-26GT	x220-28GS	x220-52GT x220-52GP
FORM FACTOR		Desktop / rackmount	Desktop / rackmount	Desktop / rackmount	Desktop / rackmount	Desktop / rackmount	Desktop / rackmount
SWITCH FUNCTIONALITY		Basic Layer 3	Basic Layer 3	Basic Layer 3	Basic Layer 3	Basic Layer 3	Basic Layer 3
PORTS AND MEDIA SUPPORT	10/100/1000T	8	16	24	16 (17) 24 (26)		48
	100/1000X SFP ports	2	2	4	1 (17) 2 (26)	28	4
POWER SUPPLY		Single fixed internal	Single fixed internal	Single fixed internal	Single fixed internal	Single fixed internal	Single fixed internal
POWER OVER ETHERNET	IEEE 802.3af (PoE)	■ (GP)	■ (GP)	■ (GP)			■ (GP)
	IEEE 802.3at (PoE+)	■ (GP)	■ (GP)	■ (GP)			■ (GP)
	PoE+ enabled ports	8 (GP)	16 (GP)	24 (GP)			48 (GP)
	Max PoE+ power	124W (GP)	247W (GP)	370W (GP)			740W (GP)
	Max full power ports (30W)	4 (GP)	8 (GP)	12 (GP)			24 (GP)
							■ (GP)
SCALABILITY		16K	16K	16K	16K	16K	16K
ENVIRONMENTAL		Fanless (GT), Fan (GP)	Fan	Fan	Fanless	Fan	Fan
		0°C to 50°C	0°C to 50°C	0°C to 50°C	0°C to 40°C	0°C to 50°C	0°C to 50°C
MANAGEMENT	Web GUI	■	■	■	■	■	■
	CLI / Telnet / SNMP	■	■	■	■	■	■
	IPv6 management	■	■	■	■	■	■
	AMF Member	■	■	■	■	■	■
NETWORK RESILIENCE	Spanning Tree	■	■	■	■	■	■
	Link aggregation (LACP)	■	■	■	■	■	■
	EPSRing	■	■	■	■	■	■
QoS	IEEE 802.1p priority queues	8	8	8	8	8	8
SECURITY	IEEE 802.1Q VLANs	4K	4K	4K	4K	4K	4K
	RADIUS / TACACS+	■	■	■	■	■	■
	SSH / SSL	■	■	■	■	■	■
	IEEE 802.1x	■	■	■	■	■	■
	DoS protection	■	■	■	■	■	■
	DHCP snooping	■	■	■	■	■	■
ROUTING	Static routes v4 / v6	■ (v4 only)	■ (v4 only)	■ (v4 only)	■ (v4 only)	■ (v4 only)	■ (v4 only)
	RIP / RIPng	■ (RIP only)	■ (RIP only)	■ (RIP only)	■ (RIP only)	■ (RIP only)	■ (RIP only)
MULTICASTING	IGMPv1 / v2 / v3	■ (snooping)	■ (snooping)	■ (snooping)	■ (snooping)	■ (snooping)	■ (snooping)
	MLDv1 / v2	■ (snooping)	■ (snooping)	■ (snooping)	■ (snooping)	■ (snooping)	■ (snooping)
SDN	OpenFlow	■	■	■	■		

Intelligent SMB



XS900MX Series

The XS900MX Series are the ideal 10G access switches for enterprise networks or anywhere a relay switch with 10G uplink is required. The switches also make the ideal core or aggregation switch, to connect servers and storage in a small network. Available with a mix of copper and fiber 10G connectivity options, the XS900MX Series enable a highly flexible and reliable network, which can easily scale to meet increasing traffic demands.



GS980MX Series

The CentreCOM GS980MX Series feature high-capacity, resiliency and easy management. Power over Ethernet (PoE+ and PoE++) models with Multi-Gigabit support make them an ideal solution for high-speed connectivity at the network edge. With 8 to 48 Gigabit ports and 10 Gigabit uplinks, plus the ability to stack multiple units, the GS980MX Series enable flexible deployment.

FEATURES		XS916MXS XS916MXT	GS980MX/28 GS980MX/28PSm	GS980MX/52 GS980MX/52PSm	GS980MX/10HSm GS980MX/18HSm
SWITCH FUNCTIONALITY		Basic Layer 3	Basic Layer 3	Basic Layer 3	Basic Layer 3
PORTS AND MEDIA SUPPORT	10/100/1000T		24 (4 x 100M/1/2.5/5G) (PSm)	48 (8 x 100M/1/2.5/5G) (PSm)	8 (100M/1/2.5/5G) (10HSm) 16 (100M/1/2.5/5G) (18HSm)
	100M/1G/10G RJ-45	12 (MXT) 4 (MXS)			
	1G/10G SFP/SFP+	4 (MXT) 12 (MXS)	4	4	2
POWER SUPPLY	PSU type	Single fixed internal	Single fixed internal	Single fixed internal	Single fixed internal
	IEEE 802.3af (PoE)		■ (PSm)	■ (PSm)	■
POWER OVER ETHERNET	IEEE 802.3at (PoE+)		■ (PSm)	■ (PSm)	■ PoE++
	PoE+ enabled ports		24 (PSm)	48 (PSm)	8 (10HSm), 16 (18HSm)
	Max PoE+ power		370W (PSm)	370W (PSm)	500W (10HSm), 720W (18HSm)
	Max full power ports (30W)		12 (PSm)	12 (PSm)	8 (10HSm), 16 (18HSm) (5/8 @ 90W)
	Continuous PoE		■ (PSm)	■ (PSm)	■
SCALABILITY	MAC address table size	16K	16K	16K	16K
	Stacking (VStack)	■ (2)	■ (4)	■ (4)	■ (4)
	Stacking bandwidth	40G	40G	40G	40G
ENVIRONMENTAL	Cooling	Fan	Fan	Fan	Fan
	Temperature range	0°C to 50°C	0°C to 50°C	0°C to 50°C	0°C to 50°C
MANAGEMENT	Web GUI	■	■	■	■
	CLI / Telnet / SNMP	■	■	■	■
	IPv6 management	■	■	■	■
	AMF Member	Edge node	Edge node	Edge node	Edge node
NETWORK RESILIENCE	Spanning Tree	■	■	■	■
	Link aggregation (LACP)	■	■	■	■
	EPSRing	■	■	■	■
QoS	IEEE 802.1p priority queues	8	8	8	8
SECURITY	IEEE 802.1Q VLANs	4K	4K	4K	4K
	RADIUS / TACACS+	■	■	■	■
	SSH / SSL	■	■	■	■
	IEEE 802.1x	■	■	■	■
	DHCP snooping	■	■	■	■
ROUTING	Static routes v4 / v6	■ (v4 only)	■	■	■
	RIP / RIPv6	■ (RIP only)	■ (RIP only)	■ (RIP only)	■ (RIP only)
MULTICASTING	IGMPv1 / v2 / v3	■ (snooping)	■ (snooping)	■ (snooping)	■ (snooping)
	MLDv1 / v2	■ (snooping)	■ (snooping)	■ (snooping)	■ (snooping)



GS980EM Series

The GS980EM Series of Gigabit Layer 3 Lite pass-through switches are flexible Power over Ethernet switches with capabilities that support IoT device connectivity in today's converged business environments.

GS980M Series

The GS980M Series of Layer 3 Gigabit switches enable a cost-effective and fully managed network. PoE+ connects and powers end points at the network edge.

SFP/SFP+ Optics

Learn more about Allied Telesis pluggable optics on page 44-47.



FEATURES	GS980EM/10H	GS980EM/11PT	GS980M/52 GS980M/52PS
SWITCH FUNCTIONALITY	Basic Layer 3	Basic Layer 3	Basic Layer 3
PORTS AND MEDIA SUPPORT	10/100/1000T 100/1000X SFP ports	8 2	9 2
POWER SUPPLY	PSU type	External	External or PoE
POWER OVER ETHERNET	IEEE 802.3af (PoE)	■	■ (pass-through)
	IEEE 802.3at (PoE+)	■	■ (pass-through)
	PoE+ enabled ports	8	8
	Max PoE+ power	720W	46W
	Max full power ports (30W)	8 (90 Watts / port)	1
	Continuous PoE		■ (PS)
SCALABILITY	MAC address table size	16K	16K
ENVIRONMENTAL	Cooling	Fanless	Fanless
	Temperature range	0°C to 50°C	0°C to 50°C
MANAGEMENT	Web GUI	■	■
	CLI / Telnet / SNMP	■	■
	IPv6 management	■	■
	AMF Member	Edge node	Edge node
NETWORK RESILIENCE	Spanning Tree	■	■
	Link aggregation (LACP)	■	■
	EPSRing	■	■
QoS	IEEE 802.1p priority queues	8	8
SECURITY	IEEE 802.1Q VLANs	4K	4K
	RADIUS / TACACS+	■	■
	SSH / SSL	■	■
	IEEE 802.1x	■	■
	DHCP snooping	■	■
ROUTING	Static routes v4 / v6	■ (v4 only)	■ (v4 only)
	RIP / RIPng	■ (RIP only)	■ (RIP only)
	OSPFv2	■	■
MULTICASTING	IGMPv1 / v2 / v3	■	■ (snooping)
	MLDv1 / v2	■	■ (snooping)

Intelligent SMB



GS970EMX Series

The CentreCOM GS970EMX Series Layer 3 Lite switches provide Gigabit connectivity with Multi-Gigabit copper and 10 Gigabit fiber uplinks. They provide a comprehensive feature-set and a fanless design, making them ideal for secure and cost-effective access in small to medium business networks. Stackable models add flexibility and resilience with the ability to easily increase port density.

GS970M Series

Allied Telesis CentreCOM GS970M Series switches provide an excellent access solution for today's networks, supporting Gigabit to the desktop for maximum performance. The Power over Ethernet Plus (PoE+) models are ideal solution for connecting and remotely powering wireless access points, IP video surveillance cameras, and IP phones.

COMING SOON /52

FEATURES	GS970EMX/10 GS970EMX/20 GS970EMX/28 GS970EMX/52	GS970M/10 GS970M/18 GS970M/28	GS970M/10PS GS970M/18PS GS970M/28PS
SWITCH FUNCTIONALITY	Basic Layer 3	Basic Layer 3	Basic Layer 3
10/100/1000T	8 (10), 16 (20), 24 (28), 48 (52)	8 (10), 16 (18), 24 (28)	8 (10), 16 (18), 24 (28)
100/1000X SFP ports		2 (10 & 18), 4 (28)	2 (10 & 18), 4 (28)
100M/1G/10G RJ-45	1 (10), 2 (20, 28 & 52) (1/2.5/5/10G)		
1G/10G SFP/SFP+	1 (10), 2 (20, 28 & 52)		
POWER SUPPLY	PSU type	Single fixed internal	Single fixed internal
POWER OVER ETHERNET	IEEE 802.3af (PoE)		■
	IEEE 802.3at (PoE+)		■
	PoE+ enabled ports		8 (10), 16 (18), 24 (28)
	Max PoE+ power		124W (10), 247W (18), 370W (28)
Max full power ports (30W)			4 (10), 8 (18), 12 (28)
SCALABILITY	MAC address table size	16K	16K
	Stacking (VCStack)	■ (4 units) (20, 28 & 52)	
	Stacking bandwidth	40G	
ENVIRONMENTAL	Cooling	Fanless (10, 20 & 28) Fan (52)	Fanless (10) Fan (18 & 28)
	Temperature range	0°C to 50°C	0°C to 50°C
MANAGEMENT	Web GUI	■	■
	CLI / Telnet / SNMP	■	■
	IPv6 management	■	■
	AMF Member	Edge node	Edge node
NETWORK RESILIENCE	Spanning Tree	■	■
	Link aggregation (LACP)	■	■
	EPSRing	■	■
QoS	IEEE 802.1p priority queues	8	8
SECURITY	IEEE 802.1Q VLANs	4K	4K
	RADIUS / TACACS+	■	■
	SSH / SSL	■	■
	IEEE 802.1x	■	■
ROUTING	DHCP snooping	■	■
	Static routes v4 / v6	■ (v4 only)	■ (v4 only)
	RIP / RIPng	■ (RIP only)	■ (RIP only)
MULTICASTING	OSPFv2	■	
	IGMPv1 / v2 / v3	■	■ (snooping)
	MLDv1 / v2	■	■ (snooping)

FS980M Series

The FS980M Series switches provide high-performance Fast Ethernet connectivity right where you need it—at the network edge. Flexible and robust, this series provides total security and management features for enterprises of all sizes. Power over Ethernet (PoE) models enable connecting and powering edge devices in video surveillance and Point of Sale (POS) applications.



SFP/SFP+ Optics

Learn more about Allied Telesis pluggable optics on page 44–47.



FEATURES		FS980M/9 FS980M/18 FS980M/28 FS980M/52	FS980M/9PS FS980M/18PS FS980M/28PS FS980M/52PS	FS980M/28DP
SWITCH FUNCTIONALITY		Basic Layer 3		Basic Layer 3
PORTS AND MEDIA SUPPORT	10/100TX	8 (9), 16 (18), 24 (28), 48 (52)		24
	10/100/1000T	1 combo (9) 2 combo (18)		1 combo (9) 2 combo (18)
	100/1000X SFP ports	1 combo (9), 2 combo (18), 4 (28 & 52)		4
POWER SUPPLY		Single fixed internal		Dual fixed internal
POWER OVER ETHERNET	IEEE 802.3af (PoE)			■
	IEEE 802.3at (PoE+)			■
	PoE+ enabled ports	8 (9), 16 (18), 24 (28), 48 (52)		24
	Max PoE+ power	150W (9), 250W (18), 375W (28 & 52)		375W
	Max full power ports (30W)	4 (9), 8 (18), 12 (28 & 52)		12
SCALABILITY	MAC address table size	16K		16K
	Stacking (VCSStack)	■ (4 units) * (28 & 52)		■ (4)
	Stacking bandwidth	4G (2 x SFP) (28 & 52)		4G (2 x SFP) (28 & 52)
ENVIRONMENTAL	Cooling	Fanless (9, 18 & 28) Fan (52)		Fan
	Temperature range	0°C to 50°C		0°C to 50°C
MANAGEMENT	Web GUI	■		■
	CLI / Telnet / SNMP	■		■
	IPv6 management	■		■
	AMF Member	Edge node		Edge node
NETWORK RESILIENCE	Spanning Tree	■		■
	Link aggregation (LACP)	■		■
	EPSRing	■		■
QoS	IEEE 802.1p priority queues	8		8
	IEEE 802.1Q VLANs	4K		4K
SECURITY	RADIUS / TACACS+	■		■
	SSH / SSL	■		■
	IEEE 802.1x	■		■
	DHCP snooping	■		■
	Static routes v4 / v6	■ (v4 only)		■ (v4 only)
ROUTING	RIP / RIPng	■ (RIP only)		■ (RIP only)
	IGMPv1 / v2 / v3	■ (snooping)		■ (snooping)
MULTICASTING	MLDv1 / v2	■ (snooping)		■ (snooping)

* 4 units stacking is supported in 5.4.7 or later

WebSmart and Unmanaged SMB



GS950PS v2 Series

A cost-effective and high-performing solution that enables small businesses to connect and power devices at the network edge.

GS950 Series

The Allied Telesis GS950 Series of PoE+ power Gigabit WebSmart switches deliver up to 30 Watts per port to support video surveillance and security cameras, wireless access points, IP phones, and other PoE-powered devices. The GS950 Series also features IPv6 management and TACACS+ to add an extra layer of security.



GS920 Series

The Allied Telesis GS920 Series offers secure Gigabit switching solutions for the desktop and small networks. Front-panel DIP switches provide configuration of commonly used features – network device management made easy.

XS910/8

The CentreCOM XS910/8 offers high-speed unmanaged switching solutions for small networks.



		GIGABIT ETHERNET				
FEATURES		XS910/8	GS950/8 GS950/16 GS950/24 GS950/48	GS950/10PS v2 GS950/18PS v2 GS950/28PS v2 GS950/52PS v2	GS920/8 GS920/16 GS920/24	GS920/8PS
PORTS AND MEDIA SUPPORT	10/100/1000T		6+2 (8), 14+2 (16) 20+4 (24), 44+4 (48)	8 (10), 16 (18), 24 (28), 48 (52)	8 (8), 16 (16), 24 (24)	8
	100M/1G/10G RJ-45	8 (100M/1/2.5/5/10G)				
	SFP		2 combo (8 & 16) 4 combo (24 & 48)	2 (10 & 18) 4 (28 & 52)		
	100FX SFP support		■	■		
POWER SUPPLY			Internal	Internal	Internal	Internal
POWER OVER ETHERNET	Power over Ethernet (PoE)			■		■
	PoE enabled ports			8 (10), 16 (18), 24 (28 & 52)		8
	IEEE 802.3af (PoE)			■		■
	IEEE 802.3at (PoE+)			■		■
	Max PoE power				75W (10), 185W (18 & 28), 370W (52)	
Max PoE+ enabled ports				2 (10), 6 (18 & 28), 12 (52)		2
SCALABILITY	MAC address table size	16K	8K	16K	4K (8), 8K (16 & 24)	4K
ENVIRONMENTAL	Cooling	Fanless	Fanless Fan (48)	Fanless (10) Fan	Fanless	Fanless
	Eco-friendly		■	■	■	■
	Temperature range	0°C to 50°C	0°C to 40°C	0°C to 40°C (10) 0°C to 45°C (18, 28 & 52)	0°C to 50°C	0°C to 50°C
MANAGEMENT	Web		■	■		
	SNMPv1 / v2		■ v3	■ v3		
NETWORK RESILIENCE	Spanning Tree		■	■		
	Rapid Spanning Tree		■	■		
	Link aggregation (LACP)		■ (48)	■		
	IGMP snooping (v1 / v2)		■	■		
	Port setting (speed, availability, flow control)		■	■		
QoS	IEEE 802.1p priority queues		4	4		
SECURITY	IEEE 802.1Q VLANs		256	256		
	IEEE 802.1x		■	■		
	RADIUS / DHCP client		■	■		
OTHER	Jumbo frames (9K)	■	■	■	■	■
	Port mirroring		■	■		
	MAC filtering / ingress / egress rate limiting / broadcast storm control		■	■		
	EAP / BPDU pass-through	■	■	■	■	■



GS910/XST Series

The GS910/XST Series of Gigabit unmanaged switches offer flexible deployment with both Multi-Gigabit copper and 10 Gigabit fiber uplinks. Also providing silent operation and Gigabit-to-the-desktop connectivity, they are ideal for high-bandwidth applications at the network edge.

GS910 Series

The Allied Telesis GS910 Series offers unmanaged Gigabit switching. The GS910 Series delivers the Gigabit performance demanded by today's high-bandwidth applications, such as video, graphics and industrial design. Compact design and silent operation enable deployment in work areas.

FS750 Series

The FS750 Series Fast Ethernet WebSmart switches offer the simplicity of unmanaged switches with the performance and reliability of managed switches, providing an ideal solution for integrating management at the edge of the network. Minimizing power consumption through high efficiency power supplies and low power chipsets, the FS750 Series at the network edge are the ideal cost-effective solution for small businesses.



FS710 Series

The Allied Telesis CentreCOM FS710 Series is the ideal economical and eco-friendly solution for today's networks, providing an extensive range of cost-effective options. The FS710 Series switches provide easy set-up, with silent operation and simple connectivity for desktop and small to medium network environments.

		GIGABIT ETHERNET			FAST ETHERNET			
FEATURES		GS910/10XST GS910/18XST GS910/26XST	GS910/5 GS910/8 GS910/16 GS910/24	GS910/5E GS910/8E	FS750/20 FS750/28	FS750/28PS	FS710/5 FS710/8 FS710/16 FS710/24	FS710/5E FS710/8E FS710/16E
PORTS AND MEDIA SUPPORT	10/100TX				16 (20), 24 (28)	24	5 (5), 8 (8), 16 (16), 24 (24)	5 (5), 8 (8), 16 (16)
	10/100/1000T	8 (10), 16 (18), 24 (26)	5 (5), 8 (8), 16 (16), 24 (24)	5 (5), 8 (8)	2+2 (combo)	2+2 (combo)		
	100M/1G/10G RJ-45	1 x 1/2.5/5/10G copper						
	SFP	1 x SFP/SFP+ (1G/10G)			2 combo	2 combo		
	100FX SFP support				■	■		
POWER SUPPLY		Internal	Internal	External (high efficiency)	Internal	Internal	Internal	External
POWER OVER ETHERNET	Power over Ethernet (PoE)					■		
	PoE enabled ports					24		
	IEEE 802.3af (PoE)					■		
	IEEE 802.3at (PoE+)					■		
	Max PoE power					193W		
Max PoE+ enabled ports					4 (port 1-4)			
SCALABILITY		16K	2K (5), 4K (8), 8K (16 & 24)	2K (5), 4K (8)	8K	8K	2K (5 & 8), 8K (16 & 24)	2K (5 & 8), 8K (16)
ENVIRONMENTAL	Cooling	Fanless	Fanless	Fanless	Fanless	Fan	Fanless	Fanless
	Eco-friendly	■	■	■	■	■	■	■
	Temperature range	0°C to 50°C	0°C to 50°C	0°C to 50°C	0°C to 40°C	0°C to 40°C	0°C to 50°C	0°C to 50°C
MANAGEMENT					■	■		
NETWORK RESILIENCE	Web				■	■		
	SNMPv1 / v2				■	■		
	Spanning Tree				■	■		
	Rapid Spanning Tree				■	■		
	Link aggregation (LACP)				■	■		
	IGMP snooping (v1 / v2)				■	■		
QoS					4	4		
SECURITY	IEEE 802.1p priority queues							
	IEEE 802.1Q VLANs				256	256		
	IEEE 802.1x				■	■		
OTHER	RADIUS / DHCP client				■	■		
	Jumbo frames (9K)	■	■	■	■	■	■	■
	Port mirroring				■	■		
	MAC filtering / ingress / egress rate limiting / broadcast storm control				■	■		
	EAP / BPDU pass-through	■	■	■			■	■

Industrial

Hardened Industrial Ethernet switches are built for enduring performance in harsh environments, such as those found in manufacturing, transportation and physical security. Offering high throughput, rich functionality and advanced security features.



IE Series

The Allied Telesis IE Series is built for performance in harsh environments, and deliver the performance and reliability demanded by industrial automation and control systems. They run the AlliedWare Plus Operating System which provides the switch with high performing functionality.



IS Series

The Allied Telesis IS Series is engineered for its easy deployment and reliable operation and has the features, performance and operating characteristics for deployment in harsh environments.

FEATURES		IE510-28GSX	IE340L-18GP	IE340-12GP IE340-12GT IE340-20GP
FORM FACTOR		Desktop / rackmount	DIN rail / wallmount	DIN rail / wallmount
SWITCH FUNCTIONALITY		Basic Layer 3, upgradeable	Basic Layer 3, upgradeable	Basic Layer 3, upgradeable
ELECTROMAGNETIC COMPATIBILITY		Hardened ITE	Industrial	Industrial Automation and Control
INDUSTRIAL AUTOMATION	Modbus/TCP	■	■	■
	PROFINET NRT/RT		■	■
	IEEE 1588 (PTP)	■	■	■
PORTS AND MEDIA SUPPORT	10/100/1000T		16	8 (12) 16 (20)
	100/1000X SFP	24	2 (1000X)	4
	1G/10G SFP+	4 (2 if stacked)		
POWER SUPPLY	Input voltage	DC	DC	DC
	Redundant power input	■	■	■
POWER OVER ETHERNET	IEEE 802.3at Type 1 (PoE @15.4W)		■	■ (GP)
	IEEE 802.3at Type 2 (PoE @30W)		■	■ (GP)
	Power budget		240W	240W (GP)
	Enabled ports		16	8 (12GP) 16 (20)
	Max port count @15W		16	8 (12GP) 16 (20)
	Max port count @30W		8	8 (GP)
	Continuous PoE		■	■ (GP)
	Dynamic PoE power allocation		■	■ (GP)
SCALABILITY	MAC address table size	16K	16K	16K
	Stacking (VCStack)	■ (4)		
	Long-distance VCStack	■ (4)		
	Stacking bandwidth	40G (2 x SFP+)		
ENVIRONMENTAL	Cooling	Fan	Fanless	Fanless
	Temperature range	-40°C to 75°C	-40°C to 65°C	-40°C to 75°C (tested @ 85°C)
	Conformal coating			■ (/C models)
MANAGEMENT	Web GUI	■	■	■
	CLI / Telnet / SNMP	■	■	■
	IPv6 management	■	■	■
	DHCPv4/v6 server	■	■	■
	AMF Member	■	■	■
NETWORK RESILIENCE	Spanning Tree	■	■	■
	Link aggregation (LACP)	■	■	■
	EPSRing	■	■	■
	ITU-T G.8032 with Ethernet CFM	■	■	■
	MRP	■	■	■
	VRRPv3	■	■	■
QoS	IEEE 802.1p priority queues	8	8	8
	IEEE 802.1Q VLANs (simultaneous)	4K	4K	4K
	RADIUS / TACACS+	■	■	■
	SSH / SSL	■	■	■
	IEEE 802.1x	■	■	■
	DoS protection	■	■	■
SECURITY	DHCP snooping	■	■	■
	Static routes v4 / v6	■	■	■
	RIP / RIPng	■	■	■
	OSPFv2 / v3	■	■	■
	BGP / BGP+	■	■	■
	Policy-based routing	■	■	■
MULTICASTING	IGMPv1 / v2 / v3	■	■	■
	MLDv1 / v2	■	■	■
	PIMv4 / PIMv6	■	■	■
	PIM-SSM / PIM-SSMv6	■	■	■
SDN	OpenFlow	■	■	■

COMING SOON

FEATURES	IE220-6GHX IE220-10GHX	IE210L-10GP IE210L-18GP	IE200-6GP IE200-6GT	IS230-10GP	IS130-6GP	
FORM FACTOR	DIN rail / wallmount	Desktop / rackmount	DIN rail / wallmount	DIN rail / wallmount	DIN rail / wallmount	
SWITCH FUNCTIONALITY	Layer 2+	Layer 2	Layer 2	Layer 2	Layer 2, unmanaged	
ELECTROMAGNETIC COMPATIBILITY	Hardened ITE	ITE	Hardened ITE	Industrial	Industrial	
PORTS AND MEDIA SUPPORT	10/100/1000T	4 (6) 8 (10)	8 (10) 16 (18)	4	8 + 2 combo	
	100/1000X SFP		2	2	2 combo	
	1G/10G SFP+	2				
POWER SUPPLY	Input voltage	DC	AC, fixed internal	DC	DC	
	Redundant power input	■		■	■	
POWER OVER ETHERNET	IEEE 802.3at Type 1 (PoE @15.4W)	■	■	■ (GP)	■	
	IEEE 802.3at Type 2 (PoE @30W)	■	■	■ (GP)	■	
	IEEE 802.3at 4PPoE (HI-PoE @60W)	■				
	IEEE 802.3bt Type 3 (PoE++ @60W)	■				
	IEEE 802.3bt Type 4 (PoE++ @95W)	■				
	Power budget	180W (6) 240W (10)	124W (10) 247W (18)	120W (GP)	120W	90W
	Enabled ports	4 (6) 8 (10)	8 (10) 16 (18)	4 (GP)	8	4
	Max port count @15W	4 (6) 8 (10)	8 (10) 16 (18)	4 (GP)	8	4
	Max port count @30W	4 (6) 8 (10)	4 (10) 8 (18)	4 (GP)		
	Max port count @60W	2 (6) 4 (10)			4	3
	Max port count @90W	2 (6) 4 (10)				
	Continuous PoE	■	■	■ (GP)		
	Dynamic PoE power allocation			■ (GP)		
	SCALABILITY	MAC address table size	16K	16K	2K	8K
ENVIRONMENTAL	Cooling	Fanless	Fan	Fanless	Fanless	
	Temperature range	-40°C to 75°C	0°C to 65°C	-40°C to 75°C	-40°C to 75°C	-40°C to 75°C
MANAGEMENT	Web GUI	■	■	■	■	
	CLI / Telnet / SNMP	■	■	■	■	
	IPv6 management	■	■	■		
	DHCPv4/v6 server				■ (v4 only)	
	AMF Member	■	■	■		
NETWORK RESILIENCE	Spanning Tree	■	■	■	■	
	Link aggregation (LACP)	■	■	■	■	
	EPSRing	■	■	■	■ (aware)	
	ITU-T G.8032 with Ethernet CFM	■	■		■ (work in progress)	
	MRP	■ (Client only)				
QoS	IEEE 802.1p priority queues	8	8	8	8	
SECURITY	IEEE 802.1Q VLANs (simultaneous)	4K	2K	2K	256	
	RADIUS / TACACS+	■	■	■	■ (RADIUS only)	
	SSH / SSL	■	■	■	■	
	IEEE 802.1x	■	■	■	■	
	DoS protection	■	■	■	■	
	DHCP snooping	■	■	■		
ROUTING	Static routes v4 / v6	■				
MULTICASTING	IGMPv1 / v2 / v3	■	■	■	■ (snooping)	
	MLDv1 / v2	■	■	■	■ (snooping)	
	PIMv4 / PIMv6	■				
	PIM-SSM / PIM-SSMv6	■				
SDN	OpenFlow	■	■			

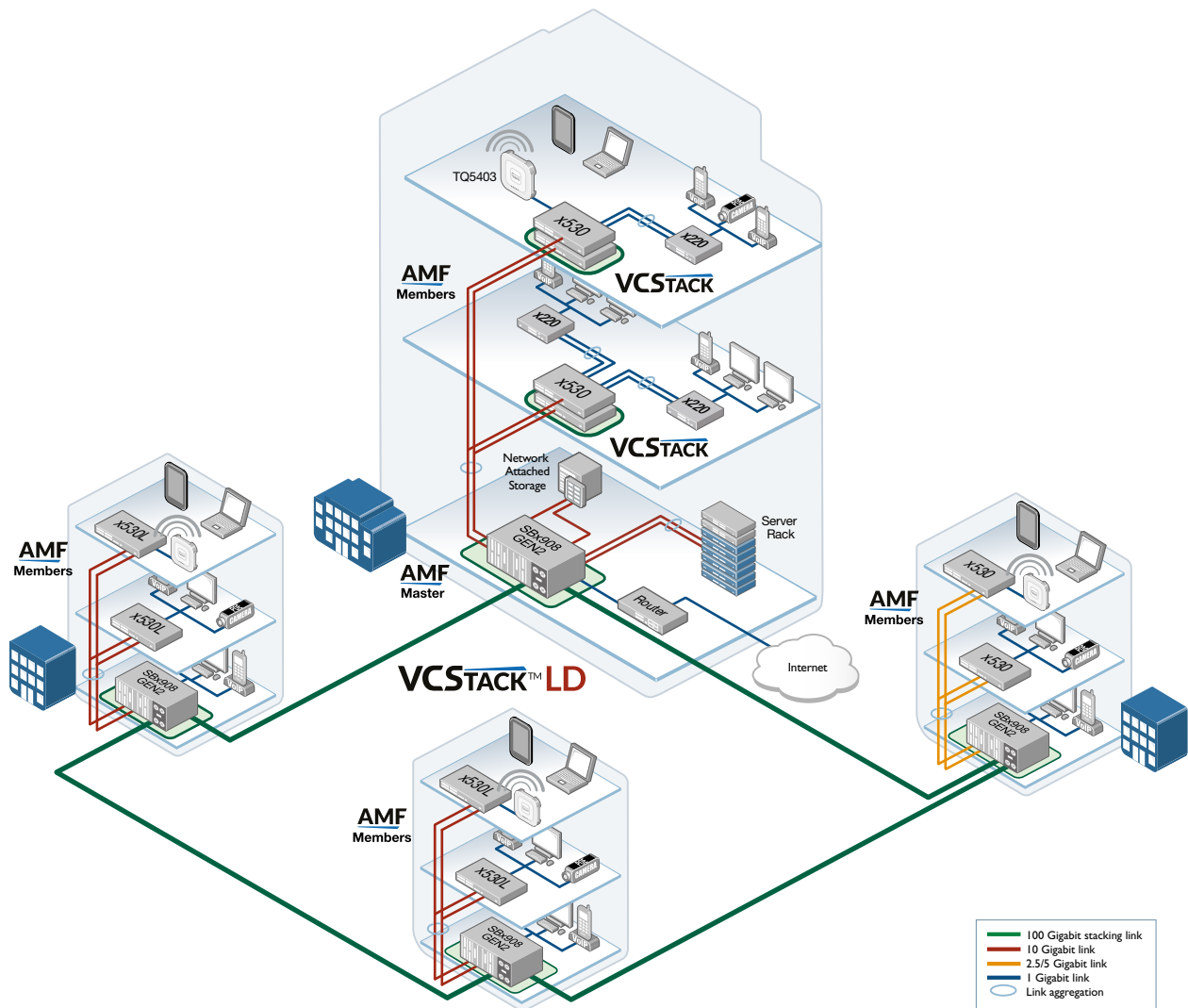


SFP/SFP+ Optics

Learn more about Allied Telesis pluggable optics on page 44-47.

Distributed Network Core

KEY SOLUTION



Today's large enterprises demand ready access to online resources and applications, and require a high-performing network that can seamlessly carry multiple converged services. This campus solution uses the SwitchBlade x908 GEN2 and long-distance Virtual Chassis Stacking (VCStack LD)—ideal for a distributed network core that provides high availability, increased capacity and ease of management.

Using VCStack at the core of the network allows multiple switches to appear as a single virtual chassis, simplifying management. In normal operation, the full bandwidth of the network is used, ensuring always-available online services. Seamless wireless access,

and the convergence of business data, voice, and video surveillance traffic on the network, are easily supported with this powerful solution.

AMF Plus allows the entire network to be unified for ease of management. The SwitchBlade x908 GEN2 acts as the AMF Master, automatically backing up the entire network, and enabling plug-and-play networking with zero-touch expansion and recovery.

The SwitchBlade x908 GEN2 delivers a protocol-less and Active/Active campus backbone solution, with high performance and flexible scalability.



Security Appliances

Protection, security, and traffic optimization across your entire WAN.

The comprehensive, high-performance AR Series features virtual and hardware-based UTM firewalls, and conventional secure VPN routers. Enable your cloud-first environment with options to deploy in the public or private cloud, at the branch, or in a combination that best supports high performing WAN connectivity for your business.

Our UTM (Unified Threat Management) firewalls are an ideal integrated security platform for today's networks, with an application-aware firewall, threat protection and secure remote access combined with routing and switching.

AR Series products deliver the breadth of functionality and deployment flexibility that businesses require, with a high-value solution and proven reliability that makes Allied Telesis a trusted networking partner.

AMF

AlliedWare Plus™
OPERATING SYSTEM

SD-WAN



Virtual UTM Firewall

AR4000S-Cloud

Allied Telesis AR4000S-Cloud advanced virtual UTM firewall provides an ideal integrated security platform for businesses enabling cloud-first support for today's distributed work environments. Power inter-office SD-WAN connectivity, remote worker VPNs, and easy access to cloud-based applications, ensuring a high performance enterprise solution.



Flexible Performance

Choose the performance you need, by installing the virtual firewall on local server hardware to meet performance requirements - or alternately as Infrastructure as a Service (IaaS) in the cloud using Amazon Web Services. This flexibility provides a high performing cost effective solution for security and distributed business WAN connectivity. The performance table provides indicative values.

FEATURE	PERFORMANCE				
	SERVER HARDWARE				
	vCPU	1	2	4	8
	MEMORY	4GB	8GB	16GB	32GB
FIREWALL THROUGHPUT (RAW)		36Gbps	80Gbps	100Gbps	108Gbps
FIREWALL THROUGHPUT (APP CONTROL)		3Gbps	7Gbps	18Gbps	36Gbps
CONCURRENT FIREWALL SESSIONS		300,000	1,000,000	1,000,000	1,000,000
CONFIGURABLE FIREWALL RULES		3,000	5,000	5,000	5,000
ADVANCED THREAT PREVENTION THROUGHPUT		3Gbps	6Gbps	12Gbps	24Gbps
VPN (IPSEC) THROUGHPUT		2Gbps	4Gbps	8Gbps	16Gbps
VPN (IPSEC) CONNECTIONS		1,000	1,000	1,500	1,500

Note: All performance values are UDP maximums, and vary depending on system configuration.
Testing hardware: Dell PowerEdge R750xs with Intel Xeon Gold 6334 CPU (connected via an Intel E810-CQDA2 dual port QSFP28 100G adapter).

Comprehensive Features and Security


Like our hardware UTM firewalls, the AR4000S-Cloud virtual UTM firewall incorporates a rich feature-set including Deep Packet Inspection (DPI), multiple authentication options, advanced routing, flexible VPN capability, and much more. They also use best-of-breed security partners to provide comprehensive threat protection, which when partnered with an application aware firewall ensures a secure online environment.

Choose to license threat protection and user management features like advanced IPS, IP reputation, application control and web control to protect digital assets and manage your employees' online environment.

A Cohesive Solution

Use the AR4000S-Cloud virtual UTM firewall alongside our hardware-based branch office firewalls and routers, all running the advanced AlliedWare Plus OS for a consistent user experience. Enjoy a complete WAN security solution that connects, secures, and enables your business.

UTM Firewalls



FEATURES		10G UTM Firewall	AR4050S-5G	AR4050S	AR3050S
FORM FACTOR		Rackmount	Desktop / rackmount	Desktop / rackmount	Desktop / rackmount
WAN PORTS	10/100/1000T	6 (and 4 x 10G ports)	2	2 combo	2 combo
	100/1000X (SFP)			2 combo	2 combo
	WAN bypass			2	2
	4G / 5G mobile (via SIM card)		Dual SIM card slots		
LAN PORTS		10/100/1000T	8	8	8
MEDIA SUPPORT		USB port	1	1	1
		SDHC slot		1	1
POWER SUPPLY		Fixed internal	Fixed internal	Fixed internal	Fixed internal
ENVIRONMENTAL		Temperature range	0°C to 40°C	0°C to 50°C	0°C to 50°C
		Cooling	Fan	Speed-controlled fan	Speed-controlled fan
PERFORMANCE		CPU	Appliance based	Quad-core 1.5GHz	Dual-core 800MHz
		RAM	32 GB	2 GB	1 GB
		Throughput	See table below	See table below	See table below
MANAGEMENT		Console port	RJ-45	RJ-45	RJ-45
		Web-based GUI	■	■	■
		CLI	■	■	■
		SNMP	■	■	■
		Telnet / SSH	■	■	■
		AMF	■	■ (Master support)	■ (Master support)
		AWC wireless device management		■	■
NETWORK RESILIENCE		VRRP and VRRPv3	■	■	■
		Spanning Tree		■	■
THREAT PROTECTION		Anti-virus		■	
		Anti-malware	■	■	■
		IDS / IPS	■	■	■
		IP reputation	■	■	■
		Automatic threat updates	■	■	■
SECURITY		IEEE 802.1Q VLANs	■	■	■
		RADIUS / TACACS+	■	■	■
QoS			■	■	■
FIREWALL		Firewall	■	■	■
		Application control	■	■	■
		URL filter (URL black list / white list)	■	■	■
		Web content control and IP reputation	■	■	■
		Traffic shaping	■	■	■
		DMZ	■	■	■
		Port forwarding	■	■	■
		Dynamic NAT	■	■	■
TUNNELING		IPSec VPN tunnels	■	■	■
		SSL / TLS VPN tunnels	■	■	■
		L2TPv3	■	■	■
		GRE	■	■	■
ROUTING		Static routing	■	■	■
		RIP / RIPv2	■	■	■
		OSPFv2 / OSPFv3	■	■	■
		BGP4 / BGP4+	■	■	■
		IGMP	■	■	■
		PIMv4 / PIMv6	■	■	■
		Bridging (LAN / WAN)	■	■	■
		PPPoE	■	■	■
		DHCPv4/v6 client, server, relay	■	■	■
PERFORMANCE		10G UTM Firewall	AR4050S-5G	AR4050S	AR3050S
FIREWALL THROUGHPUT (RAW)		20Gbps	1.9Gbps	1.9Gbps	750Mbps
FIREWALL THROUGHPUT (APP CONTROL)		18Gbps	1.8Gbps	1.8Gbps	700Mbps
CONCURRENT SESSIONS		1,000,000	300,000	300,000	100,000
NEW SESSIONS PER SECOND			12,000	12,000	3,600
IPS THROUGHPUT		16Gbps	750Mbps	750Mbps	220Mbps
IP REPUTATION THROUGHPUT		18Gbps	1Gbps	1Gbps	350Mbps
MALWARE PROTECTION THROUGHPUT			1.3Gbps	1.3Gbps	300Mbps
VPN THROUGHPUT		5Gbps	1Gbps	1Gbps	400Mbps

AR4050S-5G

Enable flexible WAN deployment for your distributed business using high-speed 5G mobile broadband to link remote offices to the corporate network, or to back up a wired Internet connection. The power of 5G enables unprecedented mobile data speed with low latency to boost network performance – and when partnered with Unified Threat Management (UTM) features on the AR4050S-5G, ensures secure access to business applications from anywhere across the corporate WAN.

Secure VPN Routers

Allied Telesis Secure VPN Routers combine comprehensive security features with powerful routing and switching functionality to provide a secure, high performance security solution.

The AR2050V and AR1050V provide reliable site-to-site VPNs between the branch office and headquarters, so all staff can access corporate resources, while the compact AR2010V has a small form factor and extended temperature range making it perfect for remote deployment or Machine to Machine (M2M) connectivity.

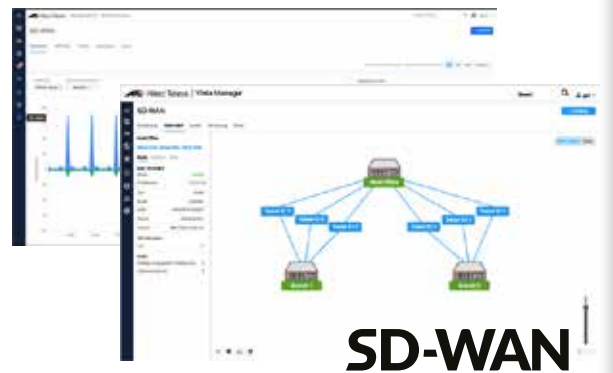
Enjoy flexible and easily managed WAN connectivity with the assurance of safeguarding your business data.




FEATURES		AR2050V	AR2010V	AR1050V
FORM FACTOR		Desktop / rackmount	Desktop / DIN rail	Desktop / rackmount
WAN PORTS	10/100/1000T	1	1	1
	WAN bypass	1	1	
LAN PORTS	10/100/1000T	4	1	4
MEDIA SUPPORT	USB port	1	1	1
POWER SUPPLY		Fixed internal	AC adapter or DC inlet	Fixed internal
ENVIRONMENTAL	Temperature range	0°C to 45°C	0°C to 50°C	0°C to 40°C
	Cooling	Fanless	Fanless	Fanless
PERFORMANCE	CPU	Dual-core 800MHz	Dual-core 800MHz	Single-core 1GHz
	RAM	512 MB	512 MB	512 MB
	Throughput	See table below	See table below	See table below
MANAGEMENT	Console port	RJ-45	RJ-45	RJ-45
	Web-based GUI	■	■	■
	CLI	■	■	■
	SNMP	■	■	■
	Telnet / SSH	■	■	■
	AMF	■	■	■
	AWC wireless device management	■	■	
NETWORK RESILIENCE	VRRP and VRRPv3	■	■	
	Spanning Tree	■	■	
THREAT PROTECTION	IDS / IPS	■	■	■
SECURITY	IEEE 802.1Q VLANs	■	■	■
	RADIUS / TACACS+	■	■	
QoS		■	■	
FIREWALL	Firewall	■	■	■
	URL filter (URL black list / white list)	■	■	■
	Traffic shaping	■	■	
	DMZ	■	■	
	Port forwarding	■	■	■
TUNNELLING	Dynamic NAPT	■	■	■
	IPSec VPN tunnels	■	■	■
	SSL / TLS VPN tunnels	■	■	
	L2TPv3	■	■	
ROUTING	GRE	■	■	
	Static routing	■	■	■
	RIP / RIPng	■	■	
	OSPFv2 / OSPFv3	■	■	
	BGP4 / BGP4+	■	■	
	IGMP	■	■	
	PIMv4 / PIMv6	■	■	
	Bridging (LAN / WAN)	■	■	■
	PPPoE	■	■	■
	DHCPv4/v6 client, server, relay	■	■	■
PERFORMANCE		AR2050V	AR2010V	AR1050V
FIREWALL THROUGHPUT (RAW)		750Mbps	750Mbps	480Mbps
CONCURRENT SESSIONS		100,000	100,000	100,000
NEW SESSIONS PER SECOND		3,600	3,600	3,600
IPS THROUGHPUT		200Mbps	200Mbps	135Mbps
VPN THROUGHPUT		400Mbps	400Mbps	180Mbps

Secure SD-WAN

Today's organizations are increasingly adopting cloud-based services with the ability to rapidly deploy new services and adopt the latest functionality with minimal effort. The same is true of the adoption of software-defined technologies with the ability to deliver greater performance and flexibility, while at the same time reducing cost.



SD-WAN



Wireless

Support the growing demands of your network with our innovative, high performance wireless solutions.

The broad portfolio of Allied Telesis wireless products provides customers with high performance and low operating costs. Optimized for deployment across most environments, Allied Telesis wireless solutions are ideal for every application – from offices to classrooms, from distributed retail stores to large hospitals and campuses, and from warehouses to convention centers and sports arenas/stadiums. Advanced software features and a broad range of accessories meet the demands of SOHO to enterprise-class networks.



AUTONOMOUS WAVE CONTROL (AWC)

Allied Telesis AWC is an advanced network technology that utilizes Artificial Intelligence (AI) to deliver significant improvements in wireless network connectivity and performance while reducing deployment and operating costs. AWC regularly analyses coverage gaps and Access Point (AP) interference, and automatically optimizes the Wi-Fi network to deliver a high-quality user experience that responds to network configuration changes, and bandwidth demands from wireless devices.

No Compromise Wi-Fi

Commonly used multi-channel wireless APs offer high throughput, but complex deployment and radio interference can reduce overall effectiveness. Single-channel wireless networks provide reliable roaming, but less throughput.

Our world-first hybrid Wi-Fi solution enables multi-channel and single-channel wireless connectivity on the same APs for maximum performance where you need it, and seamless roaming for critical applications. Unified management of the hybrid APs by AWC enables self-optimization of the entire wireless network with no administrator input.

AWC-CB Channel Blanket

AWC Channel Blanket utilizes the same radio channel for all access points, forcing the wireless controller to manage overlapping and interfering channels. The use of a single channel minimizes the access point placement issues and implements a roaming free network. The clients are always connected to the same virtual access point independently from the physical access point.

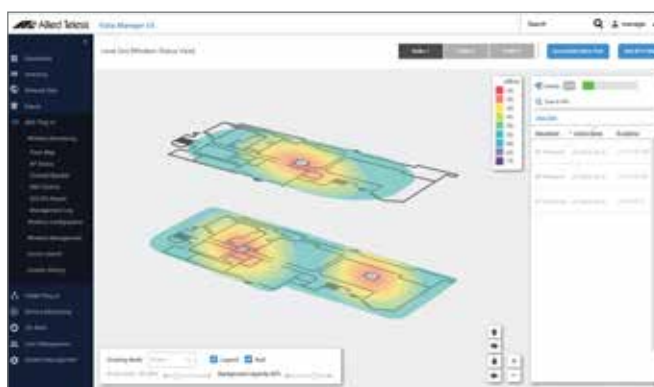
AWC-SC Smart Connect

AWC Smart Connect takes wireless automation to another level, with simple plug-and-play deployment requiring only a power connection to grow your wireless network. Our advanced APs communicate with each other wirelessly for optimal throughput back to the wired network.

Wireless Controllers

Centrally manage an innovative Allied Telesis wireless solution with the AWC plug-in for Vista Manager EX, our single-pane-of-glass graphical network management tool. Or for smaller networks, AWC-Lite is built right into the Device GUI that runs on a number of our switches, firewalls, and routers.

Enjoy the power of AWC for industry-leading Wi-Fi optimization, automation, and performance.



Visualize AP deployment with wireless floor and heat maps

Wireless Access Points

TQm Series

Allied Telesis TQm Series of SMB wireless APs provide the best possible performance for your small-medium business with a wireless network that tunes itself.

TQm Series support the growing demand of SMB users for a great Wi-Fi experience.



		SMB			
FEATURES		TQm6702 GEN2	TQm6602 GEN2	TQm5403	TQm1402
FORM FACTOR		Desktop / wallmount / ceiling mount	Desktop / wallmount / ceiling mount	Desktop / wallmount / ceiling mount	Desktop / wallmount / ceiling mount
PORTS AND MEDIA SUPPORT	Ethernet	2 x 100M / 1G / 2.5G / 5G	2 x 100M / 1G / 2.5G / 5G	2 x 10/100/1000T (1 x PoE - in port)	1 x 10/100/1000T
	Wireless radio 1 (2.4GHz)	Wi-Fi 6 @ 1147Mbps (4x4:4 MU-MIMO)	Wi-Fi 6 @ 1147Mbps (4x4:4 MU-MIMO)	Wi-Fi 4 @ 300Mbps (2x2:2 MIMO)	Wi-Fi 4 @ 300Mbps (2x2:2 MIMO)
	Wireless radio 2 (5GHz)	Wi-Fi 6 @ 4804Mbps (8x8:8 MU-MIMO)	Wi-Fi 6 @ 2402Mbps (4x4:4 MU-MIMO)	Wi-Fi 5 Wave 2 @ 867Mbps (2x2:2 MU-MIMO)	Wi-Fi 5 Wave 2 @ 867Mbps (2x2:2 MU-MIMO)
	Wireless radio 3 (5GHz)			Wi-Fi 5 Wave 2 @ 867Mbps (2x2:2 MU-MIMO)	
POWER SUPPLY		IEEE 802.3at PoE (PD) / AC adapter	IEEE 802.3at PoE (PD) / AC adapter	IEEE 802.3at PoE (PD) / AC adapter	IEEE 802.3at PoE (PD) / AC adapter
ENVIRONMENTAL	Indoor / outdoor usage	Indoor	Indoor	Indoor	Indoor
	Temperature range	0°C to 50°C	0°C to 50°C	PoE: 0°C to 50°C AC adapter: 0°C to 45°C	0°C to 45°C
MANAGEMENT	Operations management	Standalone / controlled mode	Standalone / controlled mode	Standalone / controlled mode	Standalone / controlled mode
	Web-based GUI	HTTP, HTTPS	HTTP, HTTPS	HTTP, HTTPS	HTTP, HTTPS
	SNMP	v1, v2c, v3	v1, v2c, v3	v1, v2c	v1, v2c
	Vista Manager EX + AWC	■	■	■	■
	Vista Manager Lite + AWC	■	■	■	■
SECURITY	RADIUS / IEEE 802.1x / SSL	■	■	■	■
	Encryption	WEP, WPA/WPA2, WPA3	WEP, WPA/WPA2, WPA3	WEP, WPA/WPA2, WPA3	WEP, WPA/WPA2, WPA3
	MAC filtering	■	■	■	■
BRIDGING	VLAN	■	■	■	■
	IEEE 802.11e (WMM)	■	■	■	■
WIRELESS	Mode: infrastructure	Access point	Access point	Access point	Access point
	Wireless Distribution System (WDS)	■	■	■	■
	Captive portal	■	■	■	■
	Virtual AP	■	■	■	■
	Passpoint Certified	■ *	■ *	■	■
	VLAN to Virtual AP mapping	■	■	■	■
	Regulatory domain compliance	■	■	■	■
	Rogue AP detection	■ through AWC	■ through AWC	■ through AWC	■ through AWC
	Antenna	Embedded antennas	Embedded antennas	Embedded antennas	Embedded antennas
	Wi-Fi certified	■	■	■	■
	Cisco mounting bracket adapter	■	■	■	■
	Fortinet mounting bracket adapter	■	■	■	■

*Future versions will support

Wireless Access Points

New-generation Wi-Fi 6

The power and capacity of Wi-Fi 6 supports the growing demand for seamless access to online business tools, as well as immersive-experience and real-time applications.

The next-generation TQ6000 GEN2 hybrid AP support multi-channel and single-channel and up to 8x8 MU-MIMO wireless interface.

TQ6702 GEN2

Allied Telesis Enterprise-class TQ6000 GEN2 Series access points feature Wi-Fi 6 technology, with up to 8 spatial streams delivering a raw capacity of up to 4.8 Gigabits. Multi-Gigabit uplink ports ensure maximum wireless network performance and eliminate bottlenecks.



What is Wi-Fi 6?

IEEE 802.11ax Wi-Fi 6 wireless connectivity delivers performance and throughput that is four times faster than IEEE 802.11ac devices. In crowded wireless environments, efficient bandwidth distribution is important. Bi-directional Multi-user MIMO technology simultaneously communicates with multiple clients at once, reducing contention and improving capacity and throughput.



		ENTERPRISE CLASS	
FEATURES		TQ6702 GEN2	TQ6602 GEN2
FORM FACTOR		Desktop / wallmount / ceiling mount	Desktop / wallmount / ceiling mount
		2 x 100M / 1G / 2.5G / 5G	2 x 100M / 1G / 2.5G / 5G
PORTS AND MEDIA SUPPORT	Ethernet		
	Wireless radio 1 (2.4GHz)	Wi-Fi 6 @ 1147Mbps (4x4 MU-MIMO)	Wi-Fi 6 @ 1147Mbps (4x4 MU-MIMO)
	Wireless radio 2 (5GHz)	Wi-Fi 6 @ 4804Mbps (8x8 MU-MIMO)	Wi-Fi 6 @ 2402Mbps (4x4 MU-MIMO)
POWER SUPPLY		IEEE 802.3at PoE (PD) / AC adapter	IEEE 802.3at PoE (PD) / AC adapter
ENVIRONMENTAL	Indoor / outdoor usage	Indoor	Indoor
	Temperature range	0°C to 50°C	0°C to 50°C
MANAGEMENT	Operations management	Standalone / controlled mode	Standalone / controlled mode
	Web-based GUI	HTTP, HTTPS	HTTP, HTTPS
	SNMP	v1, v2c, v3	v1, v2c, v3
	Vista Manager EX + AWC	■	■
	Vista Manager Lite + AWC	■	■
SECURITY	RADIUS / IEEE 802.1x / SSL	■	■
	Encryption	WEP, WPA/WPA2, WPA3	WEP, WPA/WPA2, WPA3
BRIDGING	MAC filtering	■	■
	VLAN	■	■
	AWC-CB Channel Blanket	■	■
	AWC-SC Smart Connect	■ *	■ *
	IEEE 802.11e (WMM)	■	■
	Mode: infrastructure	Access point	Access point
	Wireless Distribution System (WDS)	■	■
	Captive portal	■	■
	Virtual AP	■	■
	Passpoint Certified	■ *	■ *
WIRELESS	VLAN to Virtual AP mapping	■	■
	Regulatory domain compliance	■	■
	Rogue AP detection	■ through AWC	■ through AWC
	Antenna	Embedded antennas	Embedded antennas
	Wi-Fi certified	■	■
	Cisco mounting bracket adapter	■	■
	Fortinet mounting bracket adapter	■	■

*Future versions will support

TQ6602

The innovative TQ6602 is the world's first Wi-Fi 6 AP to support multi-channel, single-channel (Channel Blanket) and hybrid operation (the simultaneous use of multi-channel and Channel Blanket). This powerful solution combines maximum performance and seamless roaming to enable the most flexible wireless networks available, and the best possible user experience.



TQ5403

The innovative three radio hybrid Access Point TQ5403 enables optimized wireless networking for all environments. By allowing simultaneous multi-channel and single-channel WLAN connectivity from the same access point, network administrators can combine the performance attributes of the two architectures to best suit their specific deployment requirements.



		ENTERPRISE CLASS			
FEATURES		TQ6602	TQ5403e	TQ5403	TQ1402
FORM FACTOR		Desktop / wallmount / ceiling mount	Pole / wallmount	Desktop / wallmount / ceiling mount	Desktop / wallmount / ceiling mount
Ethernet		1 x 100M / 1G / 2.5G / 5G	1 x 10/100/1000T	2 x 10/100/1000T (1 x PoE - in port)	1 x 10/100/1000T
PORTS AND MEDIA SUPPORT					
Wireless radio 1 (2.4GHz)		Wi-Fi 6 @ 1147Mbps (4x4:4 MU-MIMO)	Wi-Fi 4 @ 300Mbps (2x2:2 MIMO)	Wi-Fi 4 @ 300Mbps (2x2:2 MIMO)	Wi-Fi 4 @ 300Mbps (2x2:2 MIMO)
Wireless radio 2 (5GHz)		Wi-Fi 6 @ 2402Mbps (4x4:4 MU-MIMO)	Wi-Fi 5 Wave 2 @ 867Mbps (2x2:2 MU-MIMO)	Wi-Fi 5 Wave 2 @ 867Mbps (2x2:2 MU-MIMO)	Wi-Fi 5 Wave 2 @ 867Mbps (2x2:2 MU-MIMO)
Wireless radio 3 (5GHz)			Wi-Fi 5 Wave 2 @ 867Mbps (2x2:2 MU-MIMO)	Wi-Fi 5 Wave 2 @ 867Mbps (2x2:2 MU-MIMO)	
POWER SUPPLY		IEEE 802.3at PoE (PD) / AC adapter	IEEE 802.3at PoE (PD)	IEEE 802.3at PoE (PD) / AC adapter	IEEE 802.3at PoE (PD) / AC adapter
ENVIRONMENTAL					
Indoor / outdoor usage		Indoor	Outdoor	Indoor	Indoor
Temperature range		0°C to 50°C	-40°C to 65°C	0°C to 50°C	0°C to 45°C
MANAGEMENT					
Operations management		Standalone / controlled mode	Standalone / controlled mode	Standalone / controlled mode	Standalone / controlled mode
Web-based GUI		HTTP, HTTPS	HTTP, HTTPS	HTTP, HTTPS	HTTP, HTTPS
SNMP		v1, v2c, v3	v1, v2c, v3	v1, v2c, v3	v1, v2c, v3
Vista Manager EX + AWC		■	■	■	■
Vista Manager Lite + AWC		■	■	■	■
RADIUS / IEEE 802.1x / SSL		■	■	■	■
SECURITY					
Encryption		WEP, WPA/WPA2, WPA3	WEP, WPA/WPA2, WPA3	WEP, WPA/WPA2, WPA3	WEP, WPA/WPA2, WPA3
MAC filtering		■	■	■	■
BRIDGING					
VLAN		■	■	■	■
WIRELESS					
AWC-CB Channel Blanket		■	■	■	
AWC-SC Smart Connect		■	■	■	
IEEE 802.11e (WMM)		■	■	■	■
Mode: infrastructure		Access point	Access point	Access point	Access point
Wireless Distribution System (WDS)		■	■	■	■
Captive portal		■	■	■	■
Virtual AP		■	■	■	■
Passpoint Certified		■	■	■	■
VLAN to Virtual AP mapping		■	■	■	■
Regulatory domain compliance		■	■	■	■
Rogue AP detection		■ through AWC	■ through AWC	■ through AWC	■ through AWC
Antenna		Embedded antennas	External antennas	Embedded antennas	Embedded antennas
Wi-Fi certified		■	■	■	■
Cisco mounting bracket adapter		■		■	■
Fortinet mounting bracket adapter		■		■	■

Wireless Accessories

PoE Injector

Feeding protected PoE to any Fast and Gigabit Ethernet equipment without having to replace non-PoE switches.



FEATURES		6101GP	7101GHTm
FORM FACTOR		Desktop	Desktop
PORTS AND MEDIA SUPPORT	10/100/1000T	1	
	10/100/1000T / 2.5G / 5G Base-T		1
POWER SUPPLY		Fixed internal	External
POWER OVER ETHERNET	IEEE 802.3af	■	■
	IEEE 802.3at	■	■
	IEEE 80.3bt		■
	PoE-enabled ports	1	1
	Max number of full power ports	1	1
	Mode	A	■
PoE power		30W	60W
ENVIRONMENTAL	Cooling	Fanless	Fanless
MANAGEMENT		Unmanaged	Unmanaged

PoE MODE

A: Feeding and receiving power on data pairs
B: Feeding and receiving power on spare pairs

PSE

Power Sourcing Equipment feeding power to a Powered Device.

PD

Powered Device receives power from Power Sourcing Equipment.

WMM

Wireless Multimedia is a Wi-Fi Alliance interoperability certification that provides basic Quality of Service (QoS) to applications running over Wi-Fi.

BRKT-CONV-AP1

Mounting adapter to install TQ Series access points on existing Fortinet and Cisco brackets, to replace a legacy installation without installing a new bracket on the wall or on the ceiling. The adapter can be installed over:



Cisco Bracket:

AIR-AP-BRACKET-1
AIR-AP-BRACKET-2



Fortinet Bracket:

650-00234




Media Converters

Solutions that let you extend and evolve your network.

Allied Telesis media converters extend network distances by adding fiber and VDSL (via coax and telephone-grade twisted pair) only where it is needed. This enables customers to keep pace with changing technology and to integrate high-bandwidth devices into the network without changing the entire network infrastructure. From standalone units to chassis-based blades, Allied Telesis media converters are highly configurable to meet every need.

Allied Telesis media converters enable the connection of disparate cabling types in networks where many cabling types exist. Network segments may also operate at different speeds, and media converters can be used to convert between speeds. Typically, media converters are used to connect copper and fiber-optic cabling that coexist in a network. Media converters exist in a variety of standalone, multi-port, and modular forms. These different physical forms address the need for different applications and conversion densities.



Unmanaged



STANDALONE MEDIA CONVERTERS

FEATURES		MMC6005	MMC6006
PORTS	Port 1	10/100/1000T	10/100/1000T
	Port 2	RJ-11 VDSL/2	BNC VDSL/2
VDSL2 STANDARD		ITU G.993.2	
MAX DISTANCE		3 km	2 km
FUNCTIONALITY	Rate and speed	■	■
	Smart MissingLink support	■	■
	Max frame size	10KB	10KB
	Diagnostic LEDs	4	4
POWER SUPPLY	PSU type	External	External
	Multi-region	■	■
	Compatible with rackmount chassis	MMCR18 MMCTRAY6	MMCR18 MMCTRAY6

MMC Series

The Allied Telesis MMC Series of mini media converters leverages its smaller size to not only help the environment with a small carbon footprint, but also to save space in its working environment. Despite its compact size, the MMC Series delivers all the power and functionality of standard size media converters.

FAST ETHERNET, GIGABIT AND 10G STANDALONE OR RACKMOUNTABLE MINI MEDIA CONVERTERS

FEATURES		MMC200 /LC/SC/ST	MMC200LX /SC/ST	MMC1000/SP	MMC2000 /LC/SC/ST	MMC2000/SP MMC2000I/SP †	MMC2000LX LC/SC	MMC2000/T	MMC10G MMC10GT
PORTS	Port 1	10/100/1000T	10/100/1000T	100/1000T	10/100/1000T	10/100/1000T	10/100/1000T	10/100/1000T	10GT or SFP+
	Port 2 (available in these connector types)	100FX (LC) 100FX (SC) 100FX (ST)	100FX (SC) 100FX (ST)	100/1000 SFP	1000SX (LC) 1000SX (SC) 1000SX (ST)	100/1000 SFP	1000LX (LC) 1000LX (SC)	10/100/1000T	SFP+ or SFP
	Type	MMF	SMF	SMF / MMF	MMF	SMF / MMF	SMF		SMF / MMF
IEEE STANDARD		100FX	100LX	100FX / 1000X	1000SX	100FX / 1000X	1000LX	10/100/1000T	10G Base-T 10G Base-X
Tx WAVELENGTH		1310 nm	1310 nm	Depends on SFP	850 nm	Depends on SFP	1310 nm		Depends on SFP
Rx WAVELENGTH		1310 nm	1310 nm	Depends on SFP	850 nm	Depends on SFP	1310 nm		Depends on SFP
MAX DISTANCE		2 km	20 km	Depends on SFP	550 m	Depends on SFP	20 km	100 m	Depends on SFP
FUNCTIONALITY	Rate and speed	■	■	■	■	■	■	■	■
	Smart MissingLink support	■	■	■	■	■	■	■	■
	Max frame size	10KB	10KB	10KB	10KB	10KB	10KB	10KB	10KB
	Diagnostic LEDs	4	4	4	4	4	4	4	4
	Smarm Link restoration	■	■	■	■	■	■	■	■
POWER SUPPLY	PSU type	External	External	External	External	External	External	External	External
	Multi-region	■	■	■	■	■	■	■	■
	Compatible with a rackmount chassis	MMCR18 MMCTRAY6	MMCR18 MMCTRAY6	MMCR18 MMCTRAY6	MMCR18 MMCTRAY6	MMCR18 MMCTRAY6	MMCR18 MMCTRAY6	MMCR18 MMCTRAY6	MMCR18 * MMCTRAY6

* limitations will apply

† I = Industrial Temperature

Desktop Powered

The Allied Telesis DMC100 and DMC1000 Series of Gigabit mini media converters are among the smallest media converters in the market today. At just 1.25 in wide x 3.6 in deep x 0.85 in high, these media converters can easily fit into the palm of your hand. In addition to being compact – with a small carbon footprint – the DMC Series can be powered with the included micro USB to USB cable plugged into your PC or laptop, or with an external wall-type power adapter.

The UMC Series are powered and transfer data via the USB port. There is no need for copper cabling or a power cable to enable fiber to the desktop, workstation or laptop. Simply plug the fiber into the UMC200/2000 and the USB port into the PC.

FAST ETHERNET AND GIGABIT DESKTOP USB OR EXTERNAL POWERED

SUPERSPEED USB 3.1/USB-C/USB-A TO FIBER MEDIA CONVERTERS

FEATURES		DMC100 /LC/SC/ST	DMC1000 /LC/SC/ST	UMC200 /SC/ST	UMC2000 /SC/LC/SP
PORTS	Port 1	100TX	1000T	USB 3.1 / USB-C / USB-A	USB 3.1 / USB-C
	Port 2	100FX (LC) 100FX (SC) 100FX (ST)	1000SX (LC) 1000SX (SC) 1000SX (ST)	100FX (SC) 100FX (ST)	1000SX (LC) 1000SX (SC) 100 or 1000 SFP (SP)
	Type	MMF	MMF	MMF	MMF
IEEE STANDARD		100FX	1000SX	100FX	1000SX (SP depends on SFP)
Tx WAVELENGTH		1310 nm	850 nm	1310 nm	850 nm (SP depends on SFP)
Rx WAVELENGTH		1310 nm	850 nm	1310 nm	850 nm (SP depends on SFP)
MAX DISTANCE		2 km	550 m	2 km	550 m (SP depends on SFP)
FUNCTIONALITY	Smart MissingLink support	■	■	■	■
	Max frame size	16KB	16KB	16KB	16KB
	Diagnostic LEDs	4	4	4	4
	Smarm Link restoration	■	■	■	■
	Wake-on-LAN	■	■	■	■
POWER SUPPLY	PSU type	External	External	USB	USB

Mounting Hardware

The majority of unmanaged Allied Telesis media converters can be mounted in a number of ways.

Desktop

All Allied Telesis media converters have the option to be fitted with rubber feet. These allow the product to be positioned on the desktop.

Rack

Larger multi-channel and modular media converters ship with 19" rackmount kits.

MMC Rack

▶ MMCR18

This chassis allows mounting of up to 18 standalone MMC Series media converters. The chassis supports optional redundant power supplies and can be AC or DC powered. Standard, 19-inch, rack.



▶ MMCTRAY6

This 1RU rackmount tray allows the mounting of up to six MMC Series media converters.



PoE & Industrial



PoE Series

Allied Telesis PC PoE Series media converters are the ideal solution for powering remote devices such as IP phones, video cameras, wireless access points, etc., which are more than 100 m from a Power over Ethernet switch.

		POE GIGABIT ETHERNET STANDALONE		POE FAST ETHERNET STANDALONE
FEATURES		PC2000 /LC/SC	PC2000/SP	PC200/SC
PORTS	Port 1	10/100/1000T	10/100/1000T	10/100TX
	Port 2	1000SX (LC) 1000SX (SC)	SFP 100/1000X	100FX
	Connector	LC or SC	SFP *	SC
IEEE STANDARD		1000SX	100FX, 1000SX, 1000LX	100FX
Tx WAVELENGTH		850 nm	Depends on SFP	1310 nm
Rx WAVELENGTH		850 nm	Depends on SFP	1310 nm
MAX FIBER DISTANCE		550 m	Depends on SFP	2 km
FUNCTIONALITY	Rate and speed	■	■	■
	Smart MissingLink support	■	■	■
	Max frame size	10KB	10KB	10KB
	Diagnostic LEDs	6	6	6
	Smart Link restoration	■	■	■
POWER OVER ETHERNET	PoE+ -enabled ports	1	1	1
	Max no. of full power ports	1	1	1
	Mode	A	A	A
	PoE power	IEEE 802.3at (30W)	IEEE 802.3at (30W)	IEEE 802.3at (30W)
POWER SUPPLY	PSU type	Internal	Internal	Internal
	Multi-region	■	■	■

* Dependant on SFP

Allied Telesis industrial Ethernet media converters offer an operating range from -40° to 75°C. The temperature-hardened IMC Series features Plug-and-Play and auto-negotiation.



IMC Series

Allied Telesis industrial media converters are the perfect fit for networks needing an extended temperature range. They extend the distance of the network by converting data between twisted pair cabling and multi-mode or single-mode fiber-optic cabling.

These industrial rate and media converters are capable of accepting 100MB or Gigabit SFP modules (auto sensing). With Remote Power Cycle you do not need to be onsite to cycle the power on the end device, saving you time and money.

		INDUSTRIAL MEDIA CONVERTERS			
FEATURES		IMC2000TP /SC/SP	IMC2000T /SC/SP	IMC200TP/SC	IMC200T/SC
PORTS	Port 1	10/100/1000T	10/100/1000T	10/100TX	10/100TX
	Port 2	1000X SFP (SP), 1000SX (SC)	1000X SFP (SP), 1000SX (SC)	100FX	100FX
	Connector	SFP (SP) or SC	SFP (SP) or SC	SC	SC
IEEE STANDARD		100FX / 1000X SFP (SP) 1000SX (SC)	100FX / 1000X SFP (SP) 1000SX (SC)	100FX	100FX
Tx WAVELENGTH		Depends on SFP (SP), 850 nm (SC)	Depends on SFP (SP), 850 nm (SC)	1310 nm	1310 nm
Rx WAVELENGTH		Depends on SFP (SP), 850 nm (SC)	Depends on SFP (SP), 850 nm (SC)	1310 nm	1310 nm
MAX FIBER DISTANCE		Depends on SFP (SP), 550 nm (SC)	Depends on SFP (SP), 550 nm (SC)	2 km (SC)	2 km (SC)
FUNCTIONALITY	Rate and speed	■	■	■	■
	Max frame size	10KB	10KB	10KB	10KB
	Diagnostic LEDs	■	■	■	■
	IEEE 802.3at Class 4	■	■	■	■
POWER OVER ETHERNET	IEEE 802.3at PoE+ and LTPOE++, 4-pair up to 70W	■	■	■	■
	PoE enabled ports	1	1	1	1
	Mode	A	A	A	A
POWER SUPPLY	PSU type	-48 to 57VDC	-12 to -48VDC	-48 to 57VDC	-12 to -48VDC

Chassis-Based

MCF3000 Series

The Allied Telesis MCF3300 is a 1RU, three blade, chassis able to support up to 24 conversions, (dependent on connector type). This chassis is powered by hot-swappable AC or DC power supplies. This allows for flexibility amongst connection types/speeds as well as the industry's smallest form factor for up to 24 media conversions at 1RU high.



With both Gig (MCF3000) and 10 Gig (MCF3010) blades the MCF3300 chassis family will be able to handle the most robust conversion needs. The SFP port on the MCF3000/8SP enables backward compatibility to 100MB networks, while the SFP+ port on the MCF3010T/4SP will handle 10G distances beyond the standard 220m using our complete line of optics.

- ▶ **MCF3300**
3-slot up to 24 media converter chassis
- ▶ **MCF3000/8SP**
8 x 100/1000MB SFP to 10/100/1000T
- ▶ **MCF3000/8LC**
8 x 1000SX/LC to 10/100/1000T
- ▶ **MCF3010T/4SP**
4 x 10GT to SFP+
- ▶ **MCF3010SP/4SP**
4 x SFP+ to SFP+
- ▶ **MCF3000M**
Management module

- » Configure, monitor, troubleshoot remotely via the management module
- » Backup/restore/upgrade
- » Ethernet interfaces
- » USB console port
- » 1 RU, 3-slot design
- » Complete system hardware monitoring
- » Missing Link/Smart Missing Link
- » Enhanced user management
- » Syslog (System Logging)
- » Multiple IP addressing modes (IPv4/IPv6, DHCP, Static, Bootp)
- » SNMP v1, SNMP v2c, and SNMP v3
- » Ability to shut down a port or whole card for power saving or security
- » Ability to enable/disable remote management
- » Limited AMF support
- » Redundant Power Supply (capable)



SFP/SFP+ Optics

Learn more about Allied Telesis pluggable optics on pages 44-47.





Network Adapters

We're the market leader for fiber adapters with fast, secure and reliable solutions.

From 100Mbps to 10 Gigabit, Allied Telesis seamlessly connects desktops, laptops, servers, and thin clients with a continually expanding portfolio of high-quality, reliable, and cost-effective network adapters.

As the worldwide leader in fiber adapter cards Allied Telesis continues to offer the highest-quality cards at competitive prices. With offerings from 100FX to 10 Gig, we have a card to fit your secure fiber optic network needs.



10G Adapters

ANC/DNC Series

Large file transfers, multimedia support and more and more users are causing high demand on network resources. These issues are taxing on bandwidth.

Allied Telesis single and dual-port, 10 Gigabit adapters offer cost-effective solutions for your file or application server, workstation, or desktop.



DNC10LC

The Allied Telesis DNC10LC fiber network adapter card utilizes a fixed LC optical connection for enhanced physical security. The 10G DNC10LC is an ideal fit for federal and other mission-critical applications, where security is of paramount importance.

FEATURES		SFP+ 10 GIGABIT			RJ-45 10 GIGABIT	10G FIBER
		ANC10Sa/2	ANC10T/2	DNC10SP	DNC10T	DNC10LC
BUS TYPE		PCIe (x8)	PCIe (x8)	PCIe (x4)	PCIe (x4)	PCIe (x4)
PORTS AND MEDIA SUPPORT	Connector type	2 x SFP+	2 x 10T	SFP or SFP+	RJ-45	LC
	Fiber type	MMF, SMF	RJ-45	MMF, SMF		MMF
	Max distance	Depends on SFP+	100m (Cat6A or better)	Depends on SFP+	100 m	550 m
QoS	IEEE 802.1p priority queues	■	■	■	■	■
	TCP/IP checksum CPU offload	■	■	■	■	■
	Jumbo frames	■	■	■	■	■
	Link aggregation support	■	■	■	■	■
	Link aggregation failover	■	■	■	■	■
PERFORMANCE	iSCSI Boot	■	■			
	Managed boot agent (PXE/UEFI)	2.1	2.1	■	■	■
	VLAN support	■	■	■	■	■
	Windows Server Teaming	■	■	■	■	■
DRIVER SUPPORT	Windows Server 2019	■	■	■	■	■
	Windows Server 2022	■	■	■	■	■
	Windows 10	■	■	■	■	■
	Windows 11	■	■	■	■	■
	Linux	■	■	■	■	■
IPv4/IPv6 SUPPORT		■	■	■	■	■
DIAGNOSTICS	LEDs	■	■	■	■	■
PHYSICAL	Low profile bracket and full height provided	■	■	■	■	■



SFP/SFP+ Optics
Learn more about Allied Telesis pluggable optics on pages 44-47.

Desktop/Workstation/Server



29xx Series

Allied Telesis 29xx network adapters provide the maximum possible bandwidth and bus efficiency with the benefits of low-power consumption. They include a comprehensive Microsoft Windows utility which performs detailed tests, diagnostics and analysis.

		GIGABIT COPPER	COPPER AND FIBER
FEATURES		2911T/2	2914GP
BUS TYPE		PCIe (x1)	PCIe (x1)
PORTS AND MEDIA SUPPORT	10/100/1000T PoE		IEEE 802.3at (30W)
	10/100/1000T	■ (2 ports)	
	100FX		SFP
	1000X		1000Mbps SFP
FIBER TYPE			100/1000 SFP
MAX FIBER DISTANCE			Depends on SFP
QoS	IEEE 802.1p priority queues	■	■
	TCP/IP checksum CPU offload	■	■
PERFORMANCE	Jumbo frames	■	■
	Windows Server Teaming	■	■
	Wake-on-LAN	■	Copper port
MANAGEMENT	Managed boot agent (PXE/UEFI)	2.1	2.1
	VLAN support	■	■
	Advanced power management (ACPI)	■	■
	SNMP	■	■
	Windows Server 2022	■	■
DRIVER SUPPORT	Windows 10	■	■
	Windows 11	■	■
	Linux	■	■
	IPv6 SUPPORT	■	■
DIAGNOSTICS	LEDs	■	■
	Virtual cable tester	■	
PHYSICAL	Low profile bracket and full height provided	■	■

SFP/SFP+ Optics

Learn more about Allied Telesis pluggable optics on pages 44-47.



		GIGABIT FIBER				FAST ETHERNET FIBER
FEATURES		2914SX /LC/SC	2914SP	2911SX LC/SC/ST	2911SFP/2	2711FX LC/SC/ST
BUS TYPE		PCIe (x1)	PCIe (x1)	PCIe (x1)	PCIe (x1)	PCIe (x1)
PORTS AND MEDIA SUPPORT	100FX		SFP			LC, SC, ST
	1000X	LC, SC	SFP	LC, SC, ST	1000Mbps SFP (2 ports)	
FIBER TYPE		MMF	100/1000 SFP	MMF	Depends on SFP	MMF
MAX FIBER DISTANCE		220 m / 500 m	Depends on SFP	220 m / 500 m	Depends on SFP	2 km
QoS	IEEE 802.1p priority queues	■	■	■	■	■
	TCP/IP checksum CPU offload	■	■	■	■	■
	Jumbo frames	■	■	■	■	■
PERFORMANCE	Windows Server Teaming	■	■	■	■	■
	Wake-on-LAN	■	■	■	■	■
MANAGEMENT	Managed boot agent (PXE/UEFI)	2.1	2.1	2.1	2.1	2.1
	VLAN support	■	■	■	■	■
	Advanced power management (ACPI)	■	■	■	■	■
	SNMP	■	■	■	■	■
DRIVER SUPPORT	Windows Server 2022	■	■	■	■	■
	Windows 10	■	■	■	■	■
	Windows 11	■	■	■	■	■
	Linux	■	■	■	■	■
IPv6 SUPPORT		■	■	■	■	■
DIAGNOSTICS	LEDs	■	■	■	■	■
	Virtual cable tester	■	■	■	■	■
PHYSICAL	Low profile bracket and full height provided	■	■	■	■	■

Advanced Power Management (ACPI)


ACPI is part of the environmental control initiative for computers. Allied Telesis adapter cards support ACPI, which places the system in a low power state when it is not receiving or transmitting data.

Wake-on-LAN (WoL)

WoL is a feature of adapter cards that allows a computer fitted with a card to be remotely powered-on. The computer receives a special data packet via the network port that will cause the computer to boot. This, coupled with PXE support, allows network administrators to gain complete access to all computers on their networks.

Preboot Execution Environment (PXE) Support

PXE allows network administrators to perform preboot procedures on a system, such as installing an operating system, running a virus checker, or downloading a predefined system configuration. PXE support included in Allied Telesis adapter cards allows a workstation or computer to boot from a remote server connected to the network prior to booting from the local hard drive.



Transceiver Modules

Offering a wide variety of products to round out your end-to-end network solution.

Allied Telesis optics provide fiber and copper connectivity for the full range of Allied Telesis product lines. Pluggable transceivers allow one product the flexibility to expand by media type (copper or fiber), speed (Fast Ethernet and 1, 10, 40, or 100 Gigabit), and/or distance (220 m to 120 km).

Allied Telesis offers SFP, cSFP, SFP+, QSFP+ and QSFP28 pluggable transceivers, which comply with industry networking regulations. This compliance allows Allied Telesis pluggable optics to be used on any industry-standard networking equipment.



Pluggable Transceivers

QSFP Series

The QSFP Series offers the latest industry-standard 40 Gigabit Ethernet connectivity in a flexible, small form factor. It is ideal for Datacom/Telecom switch and router connections, as well as data aggregation, backplane, proprietary protocol, and high-density applications. This hot-swappable transceiver simply plugs into a QSFP slot on any compatible Allied Telesis product.

FEATURES	100 GIGABIT FIBER (QSFP28)	
	QSFP28-SR4	QSFP28-LR4
FORM FACTOR	QSFP28	QSFP28
FIBER TYPE	MMF	SMF
NUMBER OF FIBERS	2 (Rx, Tx)	2 (Rx, Tx)
SPEED	100G	100G
DIGITAL DIAGNOSTICS MONITORING (DDM)	■	■
Rx WAVELENGTH	850 nm	4 CWDM Lanes *
Tx WAVELENGTH	850 nm	4 CWDM Lanes *
MAX DISTANCE	Up to 100 m	Up to 10 km
CONNECTOR TYPE	MPO-12	LC
TEMPERATURE	0°C to 70°C	0°C to 70°C

* Central wavelengths of the 4 CWDM channels - 1296 n 1300 nm, 1304 nm, 1308 nm

FEATURES	40 GIGABIT FIBER (QSFP+)			
	QSFP+SR4	QSFP+SR4LCa	QSFP+LR4	QSFP+ER4
FORM FACTOR	QSFP+	QSFP+	QSFP+	QSFP+
FIBER TYPE	MMF	MMF	SMF	SMF
NUMBER OF FIBERS	2 (Rx, Tx)	2 (Rx, Tx)	2 (Rx, Tx)	2 (Rx, Tx)
SPEED	40G	40G	40G	40G
DIGITAL DIAGNOSTICS MONITORING (DDM)	■	■	■	■
Rx WAVELENGTH	850 nm	850 nm	4 CWDM lanes *	4 CWDM lanes *
Tx WAVELENGTH	850 nm	850 nm	4 CWDM lanes *	4 CWDM lanes *
MAX DISTANCE	Up to 150 m	Up to 150 m	Up to 10 km	Up to 40 km
CONNECTOR TYPE	MPO-12	LC	LC	LC
TEMPERATURE	0°C to 70°C	0°C to 70°C	0°C to 70°C	0°C to 70°C

* Central wavelengths of the 4 CWDM channels - 1271, 1291, 1311 and 1331 nm



QSFP+ Cables

- ▶ **QSFP1CU**
QSFP+ 1 m cable
- ▶ **QSFP3CU**
QSFP+ 3 m cable



QSFP28 Cables

- ▶ **QSFP28-1CU**
100G DAC, passive, 1 m
- ▶ **QSFP28-3CU**
100G DAC, passive, 1 m

Breakout Cables

- ▶ **QSFP-4SFP10G-3CU**
QSFP+ port to 4 × 10G ports, 3 m
- ▶ **QSFP-4SFP10G-5CU**
QSFP+ port to 4 × 10G ports, 5 m



Optical Cables

- ▶ **MTP12-1**
MTP cable for QSFP+ Series, 1 m
- ▶ **MTP12-5**
MTP cable for QSFP+ Series, 5 m



Pluggable Transceivers

SP10 Series (SFP+)

The SP10 Series offers customers a wide variety of 10 Gigabit Ethernet connectivity options for data center, enterprise, and service provider transport applications. These hot-swappable devices plug into an Ethernet SFP+ port and have the smallest 10G form factor in the industry. Configurations can be optimized to meet a variety of distance and service requirements.

cSFP Series

The cSFP Series offers two channel Bi-Directional SFP designed expressly for high-speed communication applications. This hot-pluggable transceiver simply plugs into a cSFP slot on an Allied Telesis product for convenient transmission capacity upgrade.

INDUSTRIAL EXTENDED

Temperatures

Different network environments call for a variety of temperature ranges. Allied Telesis supports a wide range of industrial temperature optical accessories for use in all its extended and industrial temperature products. The SP Series is available in standard (0-70°C), industrial (-40 to 85°C), and extended (-40 to 105°C) temperature variants.

FEATURES	10 GIGABIT FIBER TRANSCEIVERS (SFP+)				10 GIGABIT BIDI FIBER TRANSCEIVERS (SFP+)		
	SP10SR SP10SR/I	SP10LRa/I	SP10ER40a/I	SP10ZR80/I	SP10BD10/I-12 SP10BD10/I-13	SP10BD20-12 SP10BD20-13	SP10BD40/I-12 SP10BD40/I-13
FORM FACTOR	SFP+	SFP+	SFP+	SFP+	SFP+	SFP+	SFP+
FIBER TYPE	MMF	SMF	SMF	SMF	SMF	SMF	SMF
NUMBER OF FIBERS	2 (Rx, Tx)	2 (Rx, Tx)	2 (Rx, Tx)	2 (Rx, Tx)	1 (BiDi)	1 (BiDi)	1 (BiDi)
SPEED	10G	10G	10G	10G	10G	10G	10G
DIGITAL DIAGNOSTICS MONITORING (DDM)	■	■	■	■	■	■	■
Rx WAVELENGTH	850 nm	1310 nm	1550 nm	1550 nm	1330 nm (12) 1270 nm (13)	1330 nm (12) 1270 nm (13)	1330 nm (12) 1270 nm (13)
Tx WAVELENGTH	850 nm	1310 nm	1550 nm	1550 nm	1270 nm (12) 1330 nm (13)	1270 nm (12) 1330 nm (13)	1270 nm (12) 1330 nm (13)
MAX DISTANCE	300 m	10 km	40 km	80 km	10 km	20 km	40 km
CONNECTOR TYPE	LC	LC	LC	LC	LC	LC	LC
TEMPERATURE	0°C to 70°C (SR) -40°C to 85°C (SR/I)	-40°C to 85°C	-40°C to 85°C	-40°C to 85°C	-40°C to 85°C	0°C to 70°C	-40°C to 85°C



Twinax Cables

- ▶ **SP10TW1**
10G SFP+ Twinax, 1 m
- ▶ **SP10TW3**
10G SFP+ Twinax, 3 m
- ▶ **SP10TW7**
10G SFP+ Twinax, 7 m

FEATURES	GIGABIT FIBER TRANSCEIVERS (SFP)					
	SPSX SPSX/I SPSX/E	SPSX/SC	SPEX SPEX/E	SPLX10a SPLX10/I SPLX10/E	SPLX40 SPLX40/E	SPZX120/I
FORM FACTOR	SFP	SFP	SFP	SFP	SFP	SFP
FIBER TYPE	MMF	MMF	MMF	SMF	SMF	SMF
NUMBER OF FIBERS	2 (Rx, Tx)	2 (Rx, Tx)	2 (Rx, Tx)	2 (Rx, Tx)	2 (Rx, Tx)	2 (Rx, Tx)
SPEED	1000Mbps	1000Mbps	1000Mbps	1000Mbps	1000Mbps	1000Mbps
DIGITAL DIAGNOSTICS MONITORING (DDM)	■ (SX/I)	■		■ (10/I)	■ (40)	■
Rx WAVELENGTH	850 nm	850 nm	1310 nm	1310 nm	1310 nm	1550 nm
Tx WAVELENGTH	850 nm	850 nm	1310 nm	1310 nm	1310 nm	1550 nm
MAX DISTANCE	220 / 550 m 550 m (SX/E)	220 / 550 m	2 km	10 km	40 km	120 km
CONNECTOR TYPE	LC	SC	LC	LC	LC	LC
TEMPERATURE	0°C to 70°C (SX) -40°C to 85°C (SX/I) -40°C to 105°C (SX/E)	0°C to 70°C	0°C to 70°C (EX) -40°C to 105°C (EX/E)	0°C to 70°C (10) -40°C to 85°C (10/I) -40°C to 105°C (10/E)	0°C to 70°C (40) -40°C to 105°C (40/E)	-40°C to 85°C



SFP Series (SP)

The SP Series delivers flexible, full-duplex Ethernet connectivity. These hot-swappable fiber interfaces simply plug into an SFP slot on Allied Telesis products that are SFP compatible. Configurations can be optimized to meet a variety of distance and service requirements.

FAST ETHERNET FIBER TRANSCEIVERS			
FEATURES	SPFX/2	SPFX30/I	SPFX/SC
FORM FACTOR	SFP	SFP	SFP
FIBER TYPE	MMF	SMF	MMF
NUMBER OF FIBERS	2 (Rx, Tx)	2 (Rx, Tx)	2 (Rx, Tx)
SPEED	100Mbps	100Mbps	100Mbps
DIGITAL DIAGNOSTICS MONITORING (DDM)	■	■	■
Rx WAVELENGTH	1310 nm	1310 nm	1310 nm
Tx WAVELENGTH	1310 nm	1310 nm	1310 nm
MAX DISTANCE	2 km	30 km	2 km
CONNECTOR TYPE	LC	LC	SC
TEMPERATURE	0°C to 70°C	-40°C to 105°C	0°C to 70°C

COPPER RJ-45 TRANSCEIVERS			
FEATURES	SPTX-90	SPTXc	SP10TM
FORM FACTOR	SFP	SFP	SFP+
SPEED	1000T	1000T	100M / 1G / 2.5G / 5G / 10G
MAX DISTANCE	100 m	100 m	100 m
CONNECTOR TYPE	RJ-45	RJ-45	RJ-45
TEMPERATURE	0°C to 70°C	0°C to 70°C	-5°C to 85°C

TAA Compliant

Allied Telesis provides many options for Trade Act Compliant (TAA) optics. These products are manufactured in TAA compliant countries and continue our commitment to providing a wide range of offerings for any network requirement.

Contact your sales representative for a complete list of TAA compliant products.

FEATURES	GIGABIT BIDI FIBER TRANSCEIVERS (SFP)		COMPACT GIGABIT FIBER (CSFP)	GIGABIT OPTICS (NSP)	
	SPBD10-13 SPBD10-14	SPBD20LC/I-13 SPBD20LC/I-14	SPBD20DUAL-14 SPBD40DUAL-14	SPBD20-13/I SPBD20-14/I	SPBD40-13/I SPBD40-14/I
FORM FACTOR	SFP	SFP	CSFP	SFP	SFP
FIBER TYPE	SMF	SMF	SMF	SMF	SMF
NUMBER OF FIBERS	1 (BiDi)	1 (BiDi)	2 (BiDi)	1 (BiDi)	1 (BiDi)
SPEED	1000Mbps	1000Mbps	1000Mbps	1000Mbps	1000Mbps
DIGITAL DIAGNOSTICS MONITORING (DDM)		■	■	■	■
Rx WAVELENGTH	1490 nm (13) 1310 nm (14)	1490 nm (13) 1310 nm (14)	1310 nm	1490 nm (13/I) 1310 nm (14/I)	1490 nm (13/I) 1310 nm (14/I)
Tx WAVELENGTH	1310 nm (13) 1490 nm (14)	1310 nm (13) 1490 nm (14)	1490 nm	1310 nm (13/I) 1490 nm (14/I)	1310 nm (13/I) 1490 nm (14/I)
MAX DISTANCE	10 km	20 km	20 km 40 km	20 km	40 km
CONNECTOR TYPE	LC - BiDi	LC - BiDi	2 × LC	SC	SC
TEMPERATURE	0°C to 70°C	-40°C to 85°C	-40°C to 85°C	-40°C to 95°C	-40°C to 85°C

Company Details

